

Tree Bingo

B

I
















N


G

O



Preview
Please log in to download
the printable version of this worksheet.

BARK 	SUNLIGHT 	PINECONE 	MAPLE 	PEACH 
TRUNK 	WATER 	SEEDS 	ELM 	MONKEY 
TREE FROG 	SOIL 	APPLE 	EVERGREEN 	AIR 



Preview

Please log in to download the printable version of this worksheet.

				
BRANCH 	NEST 	WILLOW 	PALM 	SAP 
STEM 	SQUIRREL 	OAK 	CHESTNUT 	SLOTH 

KK