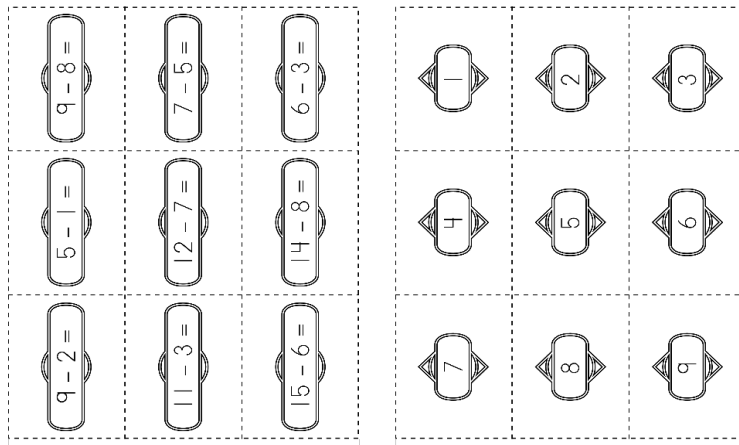


Subtraction Memory Match Game



This game is played like the memory match card game that many children are familiar with. It is designed to reinforce their understanding of basic subtraction.

Materials:

Subtraction fact cards and answer cards (pages 2-5)

Set up:

Copy th

Cut the

Laminat



How to Play:

Lay all of the cards upside-down on the table and mix them up.

Players will try to flip pairs of matching cards.

example: The "12 - 3" card matches the "9" card

Player 1 flips two cards. If the cards match, he or she gets to keep both cards. If the cards do not match, then the cards are flipped back upside-down.

Then, player 2 gets a turn to try to flip matching cards. Players alternate until all cards have been removed from the game.

When the game is over, the player with the most cards is the winner.

$$9 - 8 =$$

$$7 - 5 =$$

$$6 - 3 =$$

$$=$$

$$=$$

$$=$$



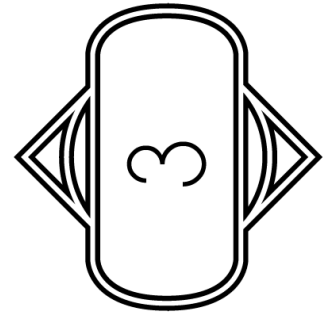
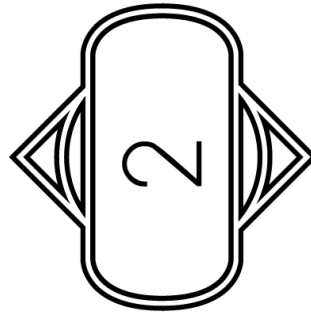
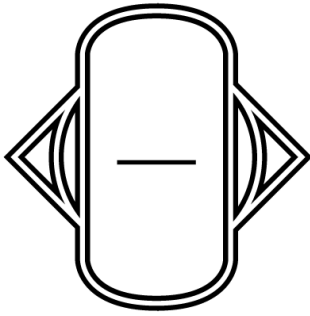
~ PREVIEW ~

Please log in or register to download
the printable version of this worksheet.

$$9 - 2 =$$

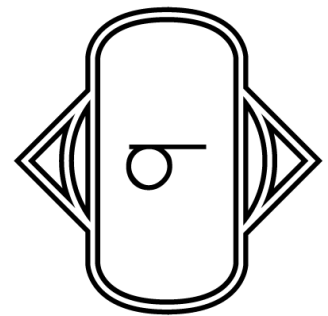
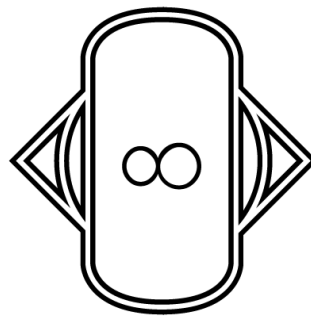
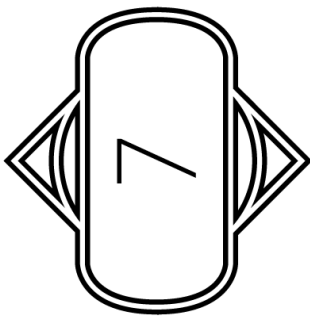
$$11 - 3 =$$

$$15 - 6 =$$

A central banner with a red border. On the left is a cartoon superhero character with brown hair, wearing a red suit with a blue cape and a blue chest emblem. He is flying and holding a green gift box. To the right of the character, the word "PREVIEW" is written in large, bold, red capital letters with a black outline. Below the word, the text "Please log in or register to download the printable version of this worksheet." is written in a smaller, black font.

PREVIEW

Please log in or register to download the printable version of this worksheet.



$$10 - 9 =$$

$$6 - 4 =$$

$$5 - 2 =$$

$$=$$

$$=$$

$$=$$



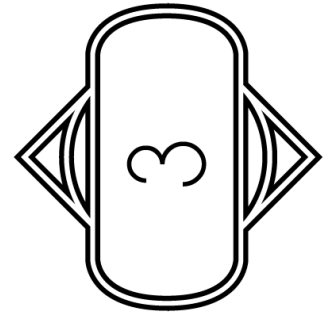
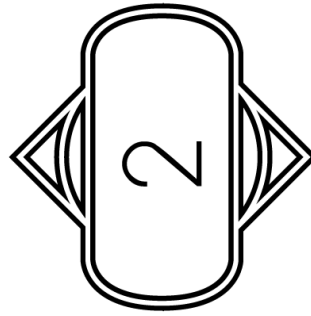
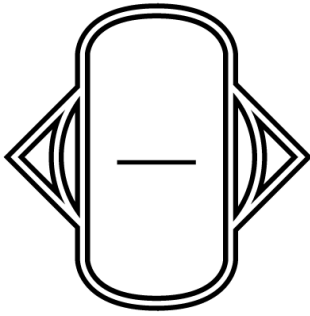
~ PREVIEW ~

Please log in or register to download
the printable version of this worksheet.

$$11 - 4 =$$

$$15 - 7 =$$

$$18 - 9 =$$

A central banner with a red border. On the left is a cartoon superhero character with brown hair, wearing a red suit with a blue cape and a blue chest emblem. He is flying and holding a green gift box. To the right of the character, the word "PREVIEW" is written in large, bold, red capital letters with a black outline. Below the word, the text "Please log in or register to download the printable version of this worksheet." is written in a smaller, black font.

PREVIEW

Please log in or register to download the printable version of this worksheet.

