

Name: _____


ASL

Sign Language Letter Match

Circle the correct letter for the sign shown.



T N V



C G O



E M W




Preview

Please log in to download
the printable version of this worksheet.


U O Q

Y S A

K V X



G P C



E L N



H I T