


# Phonics: Ph Digraphs

Phonics: Ph Digraphs


Name: Miyako



e l e p h a n t

Phonics: Ph Digraphs


Name: Hilla



s p h e r e

Phonics: Ph Digraphs

Name: Aisha






t r o p h y



# Preview

Please log in to download the printable version of this worksheet.





Fold along this line


# Phonics: Ph Digraphs

Name: \_\_\_\_\_



## Preview

Please log in to download  
the printable version of this worksheet.



phone

**Step 1:** Write your name.

**Step 2:** Color the picture and write the word.

**Step 3:** Cut out the pennant. Give it to your teacher.



Fold along this line

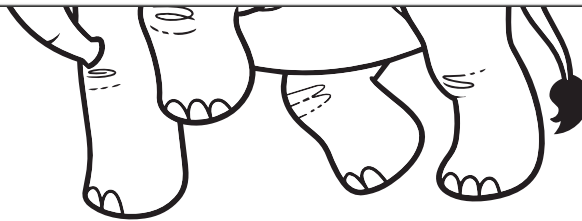
# Phonics: Ph Digraphs

Name: \_\_\_\_\_



## Preview

Please log in to download  
the printable version of this worksheet.



## elephant

**Step 1:** Write your name.

**Step 2:** Color the picture and write the word.

**Step 3:** Cut out the pennant. Give it to your teacher.



Fold along this line

# Phonics: Ph Digraphs

Name: \_\_\_\_\_



## Preview

Please log in to download  
the printable version of this worksheet.



**photo**

**Step 1:** Write your name.

**Step 2:** Color the picture and write the word.

**Step 3:** Cut out the pennant. Give it to your teacher.



Fold along this line

# Phonics: Ph Digraphs

Name: \_\_\_\_\_



## Preview

Please log in to download  
the printable version of this worksheet.



## dolphin

**Step 1:** Write your name.

**Step 2:** Color the picture and write the word.

**Step 3:** Cut out the pennant. Give it to your teacher.



Fold along this line

# Phonics: Ph Digraphs

Name: \_\_\_\_\_



## Preview

Please log in to download  
the printable version of this worksheet.



## trophy

**Step 1:** Write your name.

**Step 2:** Color the picture and write the word.

**Step 3:** Cut out the pennant. Give it to your teacher.



Fold along this line

# Phonics: Ph Digraphs

Name: \_\_\_\_\_



## Preview

Please log in to download  
the printable version of this worksheet.

**sphere**

**Step 1:** Write your name.

**Step 2:** Color the picture and write the word.

**Step 3:** Cut out the pennant. Give it to your teacher.



Fold along this line


# Phonics: Ph Digraphs

Name: \_\_\_\_\_



## Preview

Please log in to download  
the printable version of this worksheet.



## alphabet

**Step 1:** Write your name.

**Step 2:** Color the picture and write the word.

**Step 3:** Cut out the pennant. Give it to your teacher.



Fold along this line

# Phonics: Ph Digraphs

Name: \_\_\_\_\_



## Preview

Please log in to download  
the printable version of this worksheet.



\_\_\_\_\_

## nephew

**Step 1:** Write your name.

**Step 2:** Color the picture and write the word.

**Step 3:** Cut out the pennant. Give it to your teacher.



Fold along this line


# Phonics: Ph Digraphs

Name: \_\_\_\_\_



## Preview

Please log in to download  
the printable version of this worksheet.



\_\_\_\_\_

## aphid

**Step 1:** Write your name.

**Step 2:** Color the picture and write the word.

**Step 3:** Cut out the pennant. Give it to your teacher.



Fold along this line

# Phonics: Ph Digraphs

Name: \_\_\_\_\_



## Preview

Please log in to download  
the printable version of this worksheet.



## phobia

**Step 1:** Write your name.

**Step 2:** Color the picture and write the word.

**Step 3:** Cut out the pennant. Give it to your teacher.



Fold along this line

# Phonics: Ph Digraphs

Name: \_\_\_\_\_



## Preview

Please log in to download  
the printable version of this worksheet.

**phantom**

**Step 1:** Write your name.

**Step 2:** Color the picture and write the word.

**Step 3:** Cut out the pennant. Give it to your teacher.