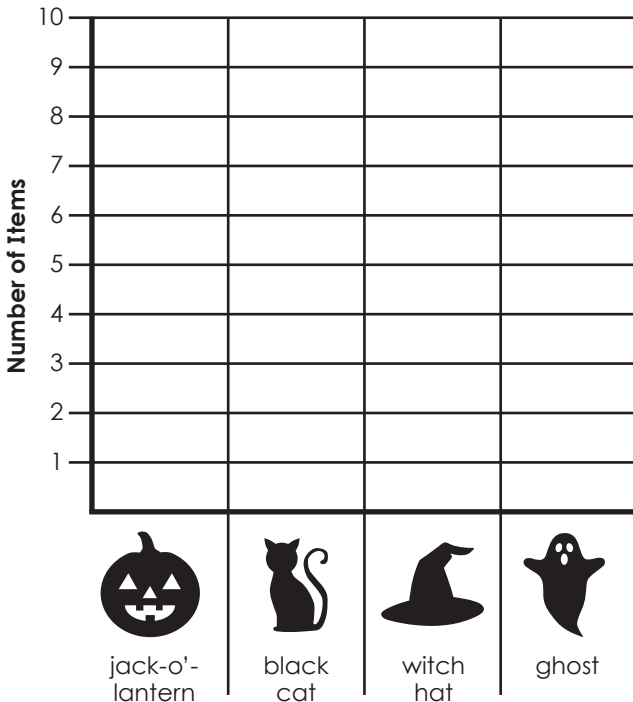



Name: \_\_\_\_\_

# Halloween Bar Graph

Happy Halloween. Count each of the items and use the information to complete the graph and answer the questions.

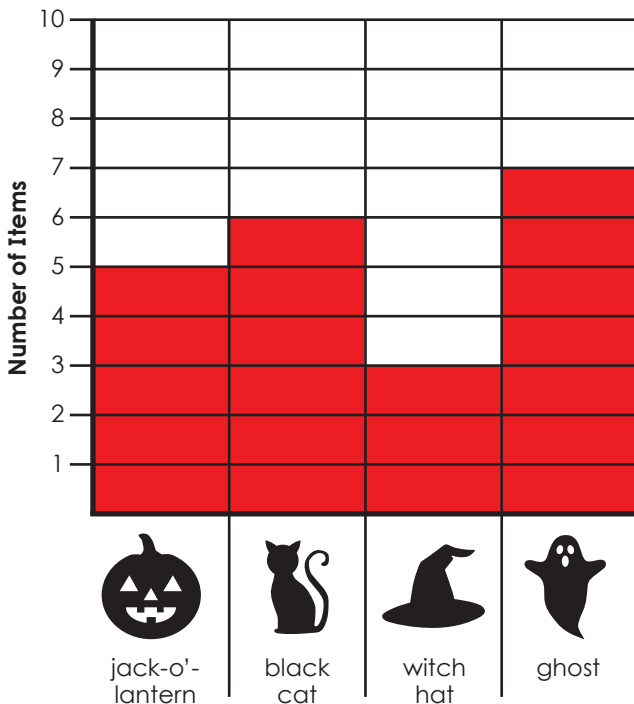



1. Which item appears the most?  
\_\_\_\_\_
2. Which item appears the least?  
\_\_\_\_\_
3. How many more ghosts are needed to have 10 ghosts? \_\_\_\_\_
4. How many more black cats are there than witch hats? \_\_\_\_\_
5. What is the total number of jack-o'-lanterns and black cats? \_\_\_\_\_

# ANSWER KEY

## Halloween Bar Graph

Happy Halloween. Count each of the items and use the information to complete the graph and answer the questions.



1. Which item appears the most?

**ghost**

2. Which item appears the least?

**witch hat**

3. How many more ghosts are needed to have 10 ghosts?

**3**

4. How many more black cats are there than witch hats?

**3**

5. What is the total number of jack-o'-lanterns and black cats?

**11**