


Name: _____


Translation, Rotation, Reflection

- Step 1:** Cut out the three shapes at the bottom of this page.
- Step 2:** Trace each shape on white paper. Also, trace the translation, reflection, and rotation for each shape.
- Step 3:** Label your drawings. Write the words shape, translation, reflection, and rotation.
- Step 4:** Color your illustrations.

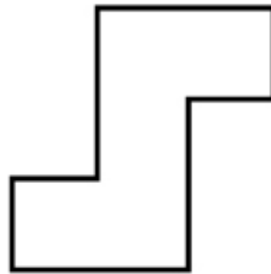
example:



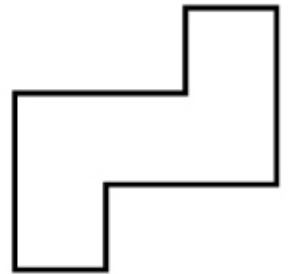
Shape



Translation



Reflection



Rotation

For best results, copy this page on thick card stock.

