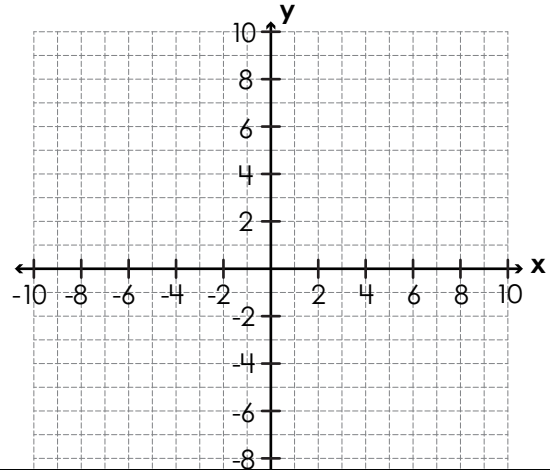


Name: _____

Coordinate Grid Perimeter & Area: Rectangles

Plot, label, and connect the vertices to make a rectangle. Then find the rectangle's perimeter and area in units.

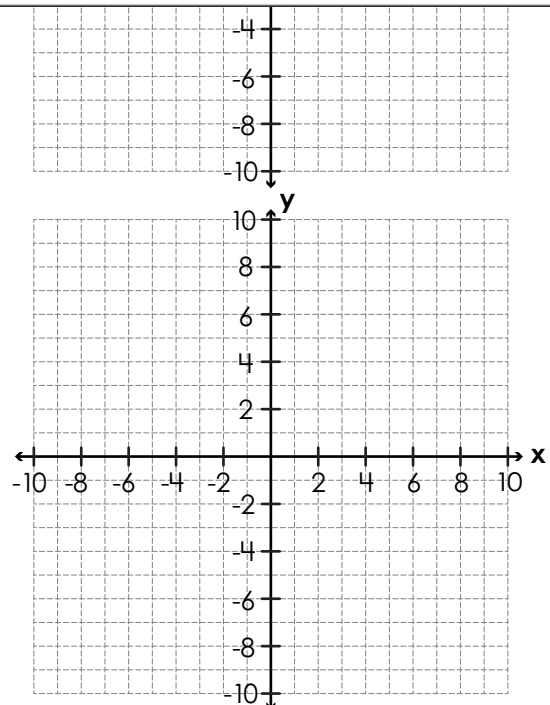
1. $A(-5, 8)$, $B(7, 8)$, $C(7, 3)$, $D(-5, 3)$



Preview
Please log in to download the printable version of this worksheet.

perimeter = _____ units area = _____ units²

3. $W(-8, 9)$, $X(-2, 9)$, $Y(-2, -6)$, $Z(-8, -6)$

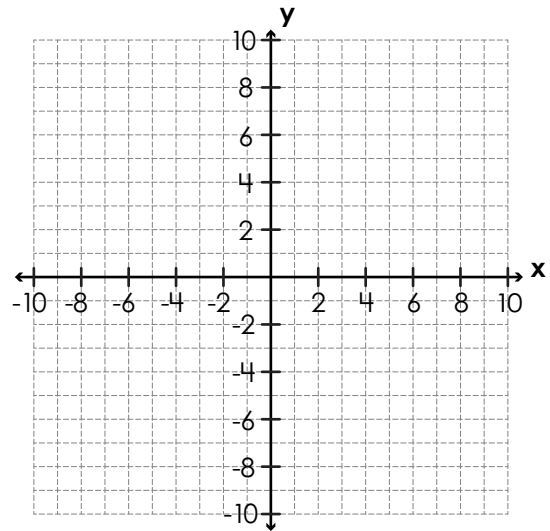


perimeter = _____ units area = _____ units²

Name: _____

Coordinate Grid Perimeter & Area: Rectangles

4. $Q(1, -2), R(7, -2), S(7, -6), T(1, -6)$



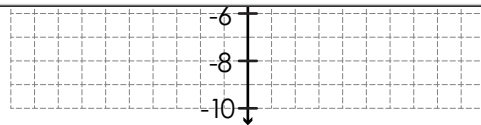
perimeter = _____ units area = _____ units²



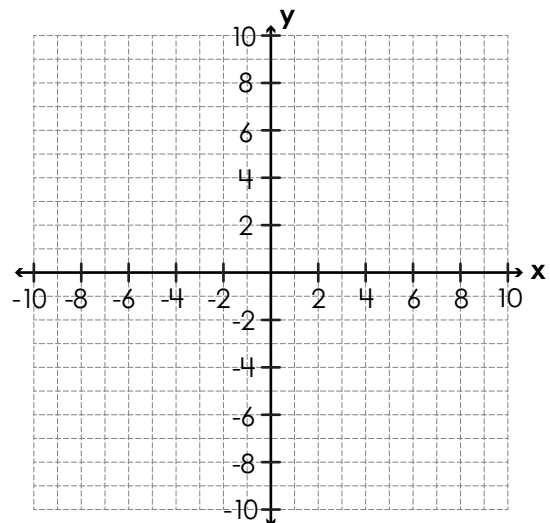
Preview

Please log in to download the printable version of this worksheet.

perimeter = _____ units area = _____ units²



6. $H(1, 2), I(9, 2), J(9, -8), K(1, -8)$



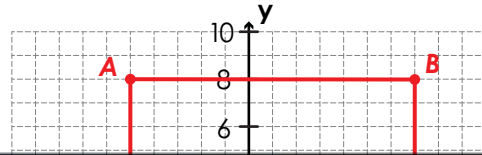
perimeter = _____ units area = _____ units²

ANSWER KEY

Coordinate Grid Perimeter & Area: Rectangles

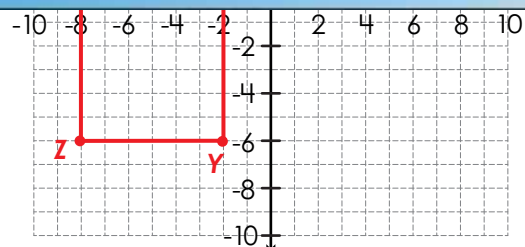
Plot, label, and connect the vertices to make a rectangle. Then find the rectangle's perimeter and area in units.

1. $A(-5, 8)$, $B(7, 8)$, $C(7, 3)$, $D(-5, 3)$



Preview

Please log in to download the printable version of this worksheet.

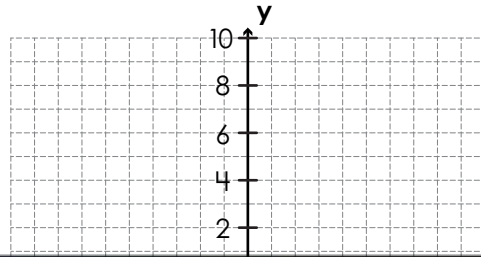


perimeter = 42 units area = 90 units²

ANSWER KEY

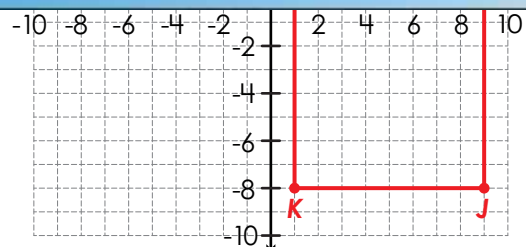
Coordinate Grid Perimeter & Area: Rectangles

4. $Q(1, -2), R(7, -2), S(7, -6), T(1, -6)$



Preview

Please log in to download the printable version of this worksheet.



perimeter = 36 units area = 80 units²