


Name: _____

Symmetry in the alphabet

Alphabet Symmetry

Tell whether the dotted line on each letter represents a line of symmetry.
Write yes or no.



Draw a line

~ PREVIEW ~
Please log in or register to download
the printable version of this worksheet.



Draw the second half of each symmetrical letter.




Name: _____


Symmetry in the alphabet

Alphabet Symmetry - ANSWER KEY

Tell whether the dotted line on each letter represents a line of symmetry.
Write yes or no.



No.



No.



Yes.



No.

Draw a line




Draw the second half of each symmetrical letter.



C



K



M



A