


Name: \_\_\_\_\_

# Happy Halloween





**NOTE:** In each section, do NOT connect the last point back to first point.

(X, Y)	(X, Y)	(X, Y)	(X, Y)
<input type="checkbox"/> (12, 17)	<input type="checkbox"/> (12, 17)	<input type="checkbox"/> (3, 9)	<input type="checkbox"/> (18, 7)
<input type="checkbox"/> (10, 18)	<input type="checkbox"/> (12, 18)	<input type="checkbox"/> (4, 8)	<input type="checkbox"/> (18, 8)
<input type="checkbox"/> (7, 18)	<input type="checkbox"/> (11, 19)	<input type="checkbox"/> (4, 7)	<input type="checkbox"/> (16, 7)
<input type="checkbox"/> (5, 17)	<input type="checkbox"/> (13, 20)	<input type="checkbox"/> (6, 6)	<input type="checkbox"/> (16, 6)
<input type="checkbox"/> (3, 15)	<input type="checkbox"/> (14, 18)	<input type="checkbox"/> (6, 5)	<input type="checkbox"/> (14, 6)
<input type="checkbox"/> (2, 12)	<input type="checkbox"/> (14, 17)	<input type="checkbox"/> (8, 4)	<input type="checkbox"/> (14, 7)
<input type="checkbox"/> (2, 7)		<input type="checkbox"/> (8, 5)	<input type="checkbox"/> (12, 7)
<input type="checkbox"/> (3, 4)		<input type="checkbox"/> (10, 4)	<input type="checkbox"/> (12, 6)
<input type="checkbox"/> (5, 2)	<input type="checkbox"/> (8, 16)	<input type="checkbox"/> (10, 3)	<input type="checkbox"/> (10, 6)




# Preview

Please log in to download the printable version of this worksheet.

<input type="checkbox"/> (24, 12)	<input type="checkbox"/> (10, 10)	<input type="checkbox"/> (20, 9)
<input type="checkbox"/> (23, 15)		<input type="checkbox"/> (20, 6)
<input type="checkbox"/> (21, 17)		<input type="checkbox"/> (22, 7)
<input type="checkbox"/> (19, 18)	<input type="checkbox"/> (13, 12)	<input type="checkbox"/> (22, 8)
<input type="checkbox"/> (16, 18)	<input type="checkbox"/> (11, 9)	<input type="checkbox"/> (23, 9)
<input type="checkbox"/> (14, 17)	<input type="checkbox"/> (15, 9)	<input type="checkbox"/> (20, 9)
<input type="checkbox"/> (12, 17)	<input type="checkbox"/> (13, 12)	<input type="checkbox"/> (20, 8)
		<input type="checkbox"/> (18, 7)
		

Color the picture once the image is complete.

Name: \_\_\_\_\_

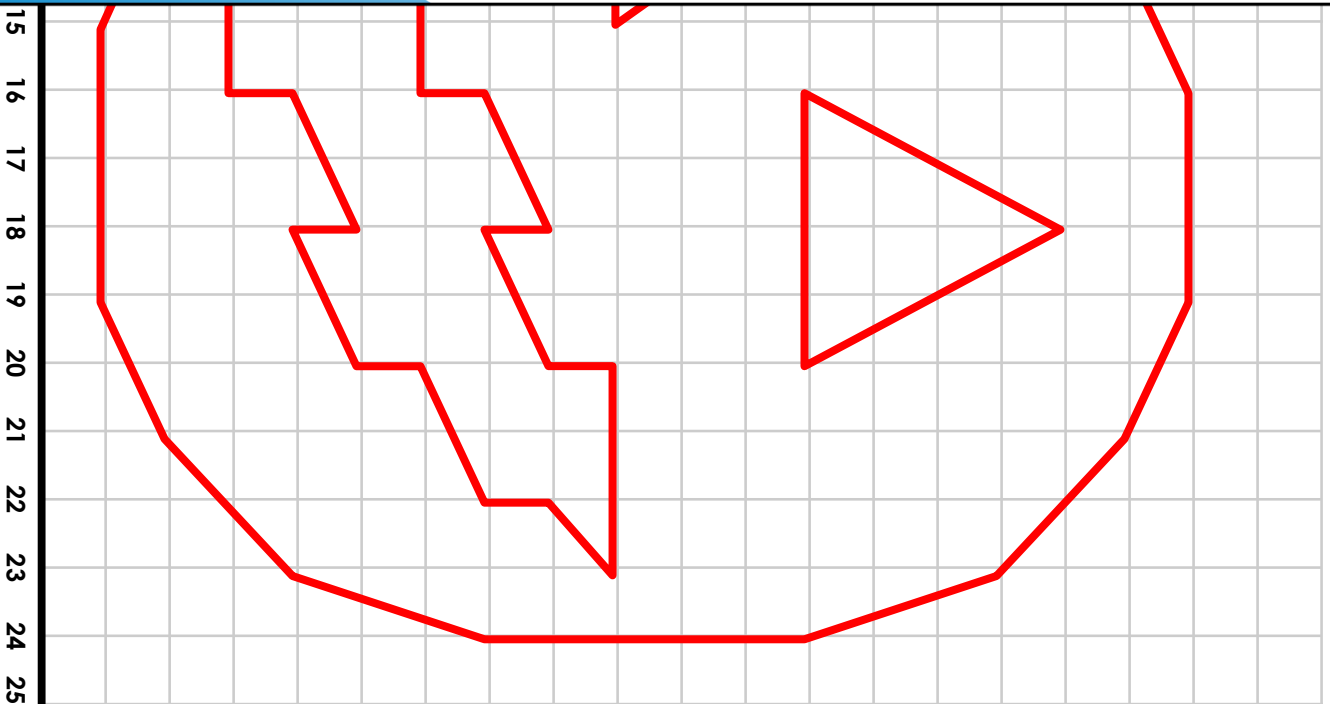
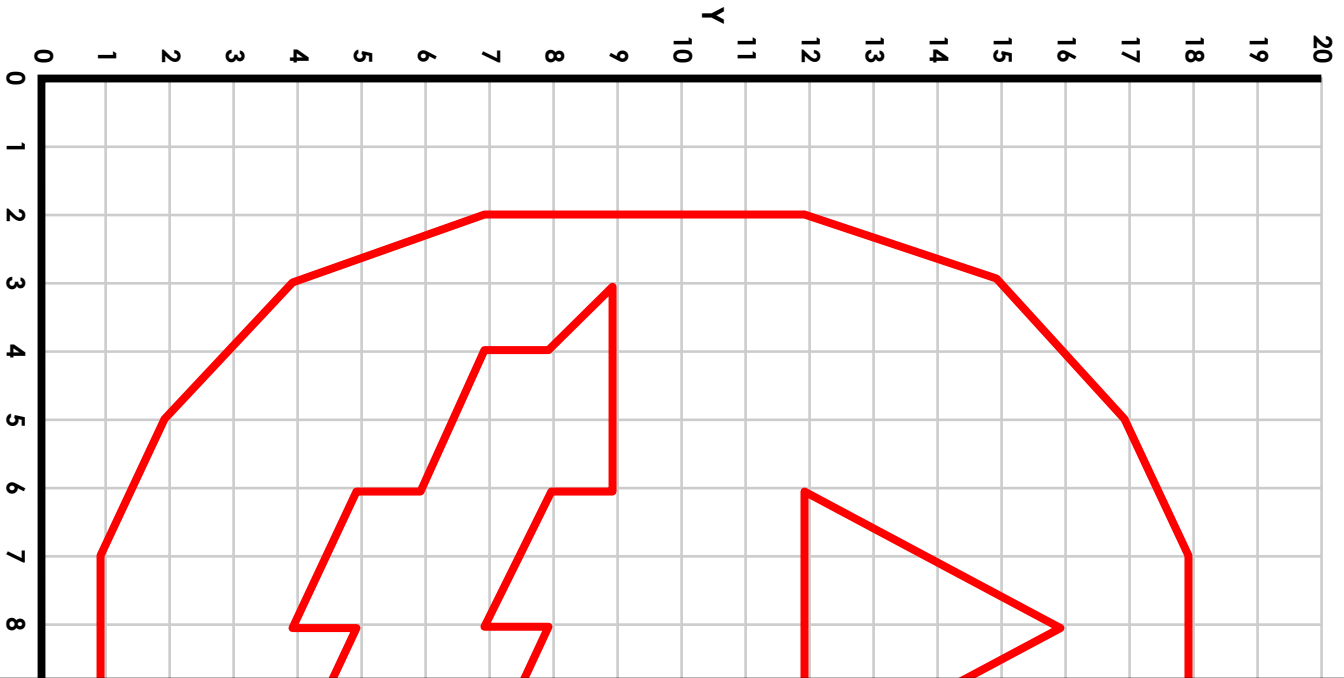


**Preview**  
Please log in to download the printable version of this worksheet.



Heaven

# ANSWER KEY



# Preview

Please log in to download the printable version of this worksheet.

H

reen