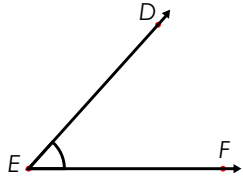
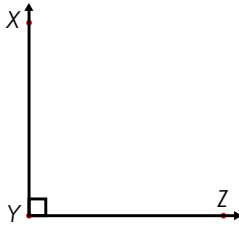


Name: _____

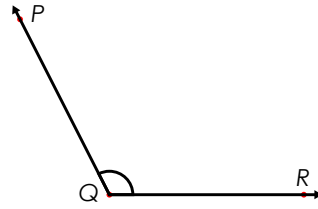
Triangles




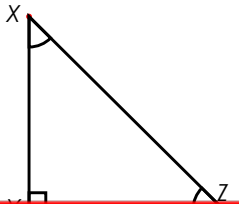
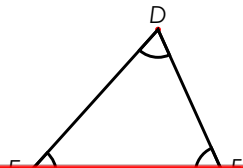
An **acute angle** is less than 90°



A **right angle** is exactly 90°




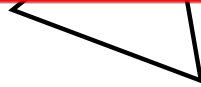
An **obtuse angle** is greater than 90°



~ PREVIEW ~

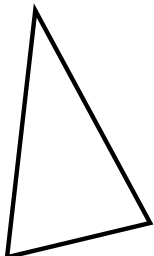
Please log in or register to download the printable version of this worksheet.



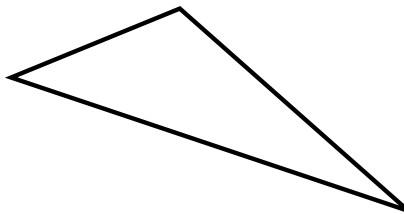





d.



e.

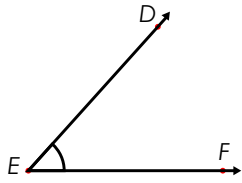


f.

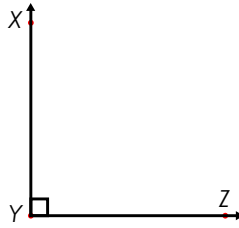


ANSWER KEY

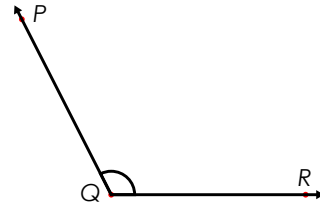
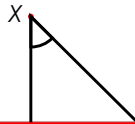
Triangles



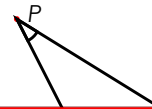
An **acute angle** is less than 90°



A **right angle** is exactly 90°



An **obtuse angle** is greater than 90°



~ PREVIEW ~

Please log in or register to download the printable version of this worksheet.