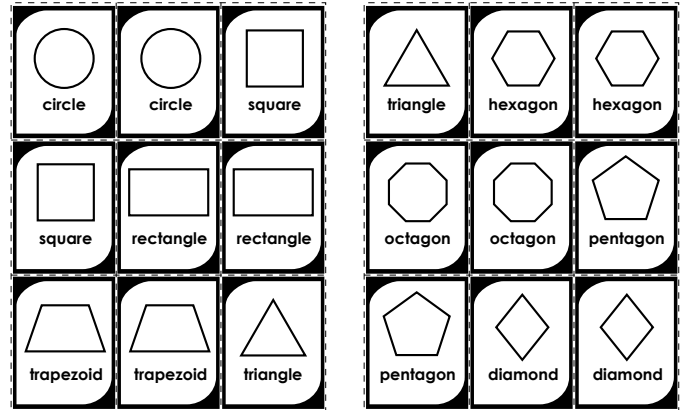


# Basic Shapes Match Game



This game is played like the memory match card game that many children are familiar with. It is designed to reinforce their understanding of basic shapes.

## Materials:

Basic shapes cards (pages 2-3)

## Set up:

Copy the cards on a separate sheet of paper for each student to use.

Cut the

Laminat



## How to Play:

Lay all of the cards upside-down on the table and mix them up.


Players will flip pairs of cards. They will try to match the basic shape with its pair.

example: The two "square" card are a match.


Player 1 flips two cards. If the cards match, he or she gets to keep both cards. If the cards do not match, then the cards are flipped back upside-down.

Then, player 2 gets a turn to try to flip matching cards. Players alternate until all cards have been removed from the game.


When the game is over, the player with the most cards is the winner.



**circle**



**circle**



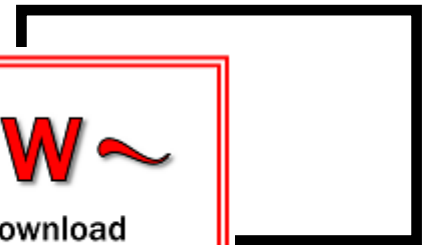
**square**



**square**



**rectangle**

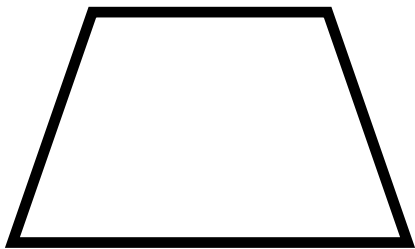


**rectangle**

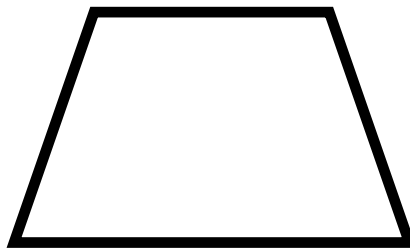


**~ PREVIEW ~**


Please log in or register to download the printable version of this worksheet.




**trapezoid**



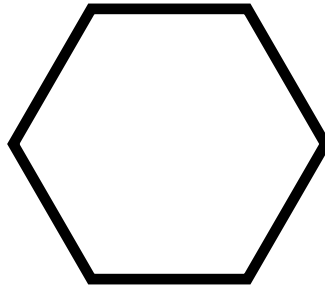
**trapezoid**



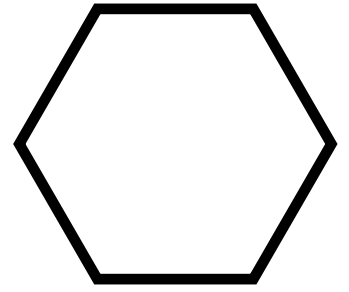
**triangle**



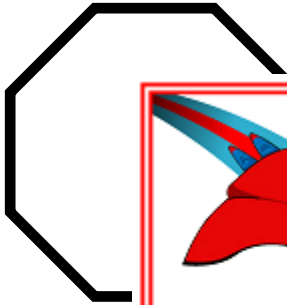
**triangle**



**hexagon**



**hexagon**



**octagon**



**octagon**

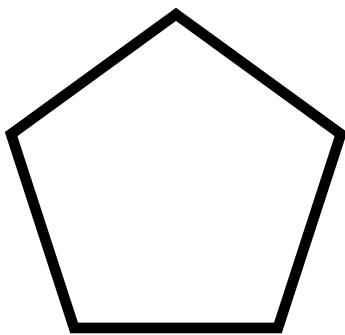


**pentagon**




**~ PREVIEW ~**


Please log in or register to download the printable version of this worksheet.



**pentagon**



**diamond**



**diamond**