



Phonics: Short-U Card Game

These cards can be used many different ways.

Here are a few ideas:

1. Memory Match Game

Flip the cards upside-down on a table. Students take turns flipping pairs of cards. If students flip two cards that go together (ex: picture of a up and the word *up*.), then they get to keep both cards. The player with the most matches wins.




Preview

Please log in to download the printable version of this worksheet.

Then glue or tape the picture card over the top so that it can be flipped up to reveal the word below.

4. Alphabetical Order

Cut apart the word cards. Have students place them in a line, in alphabetical order.



up



Preview

Please log in to download
the printable version of this worksheet.



hug




jump



Preview

Please log in to download
the printable version of this worksheet.



tub




bug

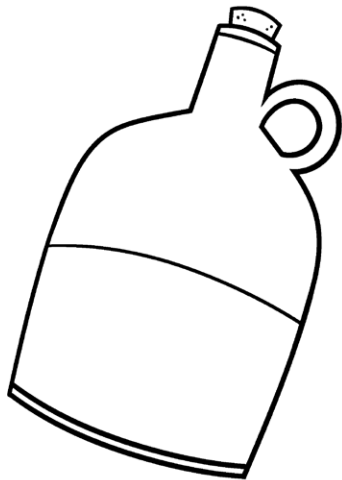


Preview

Please log in to download
the printable version of this worksheet.




mug




jug

Preview

Please log in to download
the printable version of this worksheet.



bun



rug




Preview

Please log in to download
the printable version of this worksheet.



under




drum

Preview

Please log in to download
the printable version of this worksheet.



brush



stump



Preview

Please log in to download
the printable version of this worksheet.