


# Phonics: Short-O

Phonics: Short-O  
Name: Sam



f o x

Phonics: Short-O  
Name: Amy




h o p

Phonics: Short-O  
Name: Sara






m o m



# Preview

Please log in to download the printable version of this worksheet.





Fold along this line

# Phonics: Short-O

Name: \_\_\_\_\_



## Preview

Please log in to download  
the printable version of this worksheet.



\_\_\_\_\_

**fox**

**Step 1:** Write your name.

**Step 2:** Color the picture and write the word.

**Step 3:** Cut out the pennant. Give it to your teacher.



Fold along this line

# Phonics: Short-**O**

Name: \_\_\_\_\_



## Preview

Please log in to download  
the printable version of this worksheet.

hop

**Step 1:** Write your name.

**Step 2:** Color the picture and write the word.


**Step 3:** Cut out the pennant. Give it to your teacher.



Fold along this line

# Phonics: Short-O

Name: \_\_\_\_\_



## Preview

Please log in to download  
the printable version of this worksheet.



mom

**Step 1:** Write your name.

**Step 2:** Color the picture and write the word.


**Step 3:** Cut out the pennant. Give it to your teacher.



Fold along this line

# Phonics: Short-O

Name: \_\_\_\_\_



## Preview

Please log in to download  
the printable version of this worksheet.

top

**Step 1:** Write your name.

**Step 2:** Color the picture and write the word.

**Step 3:** Cut out the pennant. Give it to your teacher.



Fold along this line

# Phonics: Short-**o**

Name: \_\_\_\_\_



**Preview**  
Please log in to download  
the printable version of this worksheet.

\_\_\_\_\_

**drop**

**Step 1:** Write your name.

**Step 2:** Color the picture and write the word.

**Step 3:** Cut out the pennant. Give it to your teacher.



Fold along this line

# Phonics: Short-O

Name: \_\_\_\_\_



## Preview

Please log in to download  
the printable version of this worksheet.

\_\_\_\_\_

## stop

**Step 1:** Write your name.

**Step 2:** Color the picture and write the word.


**Step 3:** Cut out the pennant. Give it to your teacher.



Fold along this line

# Phonics: Short-O

Name: \_\_\_\_\_



## Preview

Please log in to download  
the printable version of this worksheet.

**box**

**Step 1:** Write your name.

**Step 2:** Color the pennant.

**Step 3:** Cut out the pennant. Give it to your teacher.





Fold along this line

# Phonics: Short-O

Name: \_\_\_\_\_



## Preview

Please log in to download  
the printable version of this worksheet.



\_\_\_\_\_

## lock

**Step 1:** Write your name.

**Step 2:** Color the picture and write the word.


**Step 3:** Cut out the pennant. Give it to your teacher.



Fold along this line

# Phonics: Short-**O**

Name: \_\_\_\_\_



## Preview

Please log in to download  
the printable version of this worksheet.

**on**

**Step 1:** Write your name.

**Step 2:** Color the picture and write the word.

**Step 3:** Cut out the pennant. Give it to your teacher.



Fold along this line

# Phonics: Short-**O**

Name: \_\_\_\_\_



## Preview

Please log in to download  
the printable version of this worksheet.

pop

**Step 1:** Write your name.

**Step 2:** Color the picture and write the word.


**Step 3:** Cut out the pennant. Give it to your teacher.



Fold along this line

# Phonics: Short-O

Name: \_\_\_\_\_



## Preview

Please log in to download  
the printable version of this worksheet.

pot

**Step 1:** Write your name.

**Step 2:** Color the picture and write the word.


**Step 3:** Cut out the pennant. Give it to your teacher.



Fold along this line

# Phonics: Short-**O**

Name: \_\_\_\_\_



## Preview

Please log in to download  
the printable version of this worksheet.

**dots**

**Step 1:** Write your name.

**Step 2:** Color the picture and write the word.


**Step 3:** Cut out the pennant. Give it to your teacher.



Fold along this line

# Phonics: Short-**O**

Name: \_\_\_\_\_



## Preview

Please log in to download  
the printable version of this worksheet.

**knob**

**Step 1:** Write your name.

**Step 2:** Color the picture and write the word.

**Step 3:** Cut out the pennant. Give it to your teacher.



Fold along this line

# Phonics: Short-**O**

Name: \_\_\_\_\_



## Preview

Please log in to download  
the printable version of this worksheet.

**dock**

**Step 1:** Write your name.

**Step 2:** Color the picture and write the word.


**Step 3:** Cut out the pennant. Give it to your teacher.



Fold along this line

# Phonics: Short-O

Name: \_\_\_\_\_



## Preview

Please log in to download  
the printable version of this worksheet.

sock

**Step 1:** Write your name.

**Step 2:** Color the picture and write the word.

**Step 3:** Cut out the pennant. Give it to your teacher.






Fold along this line

# Phonics: Short-O

Name: \_\_\_\_\_



## Preview

Please log in to download  
the printable version of this worksheet.



\_\_\_\_\_

## clock

**Step 1:** Write your name.

**Step 2:** Color the picture and write the word.


**Step 3:** Cut out the pennant. Give it to your teacher.



Fold along this line

# Phonics: Short-**O**

Name: \_\_\_\_\_



## Preview

Please log in to download  
the printable version of this worksheet.

\_\_\_\_\_

# block

**Step 1:** Write your name.

**Step 2:** Color the picture and write the word.

**Step 3:** Cut out the pennant. Give it to your teacher.