


Phonics: Long-I

Phonics: Long-I


Name: Sam



k i t e

Phonics: Long-I

Name: Amy



m i c e

Phonics: Long-I

Name: Sara



n i n e

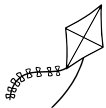


Preview

Please log in to download the printable version of this worksheet.

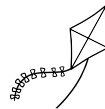
Phonics: Long-I

Name: _____



Phonics: Long-I

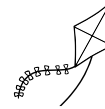
Name: _____



k i t e

Phonics: Long-I

Name: _____



k i t e


glue



Fold along this line

Phonics: Long-I

Name: _____



Preview

Please log in to download
the printable version of this worksheet.

kite

Step 1: Write your name.

Step 2: Color the picture and write the word.

Step 3: Cut out the pennant. Give it to your teacher.



Fold along this line

Phonics: Long-I

Name: _____



Preview

Please log in to download
the printable version of this worksheet.



mice

Step 1: Write your name.

Step 2: Color the picture and write the word.


Step 3: Cut out the pennant. Give it to your teacher.



Fold along this line

Phonics: Long-I

Name: _____



Preview

Please log in to download
the printable version of this worksheet.

nine

Step 1: Write your name.

Step 2: Color the picture and write the word.


Step 3: Cut out the pennant. Give it to your teacher.



Fold along this line

Phonics: Long-I

Name: _____



Preview

Please log in to download
the printable version of this worksheet.

drive

Step 1: Write your name.

Step 2: Color the picture and write the word.

Step 3: Cut out the pennant. Give it to your teacher.



Fold along this line


Phonics: Long-I

Name: _____



Preview

Please log in to download
the printable version of this worksheet.



cry

Step 1: Write your name.

Step 2: Color the picture and write the word.

Step 3: Cut out the pennant. Give it to your teacher.



Fold along this line

Phonics: Long-I

Name: _____



Preview

Please log in to download
the printable version of this worksheet.

ice

Step 1: Write your name.

Step 2: Color the picture and write the word.

Step 3: Cut out the pennant. Give it to your teacher.



Fold along this line

Phonics: Long-I

Name: _____



Preview

Please log in to download
the printable version of this worksheet.

slide

Step 1: Write your name.

Step 2: Color the pennant.

Step 3: Cut out the pennant. Give it to your teacher.



Fold along this line

Phonics: Long-I

Name: _____



Preview

Please log in to download
the printable version of this worksheet.

five

Step 1: Write your name.

Step 2: Color the picture and write the word.

Step 3: Cut out the pennant. Give it to your teacher.



Fold along this line

Phonics: Long-I

Name: _____



Preview

Please log in to download
the printable version of this worksheet.



child

Step 1: Write your name.

Step 2: Color the picture and write the word.


Step 3: Cut out the pennant. Give it to your teacher.



Fold along this line

Phonics: Long-I

Name: _____



Preview

Please log in to download
the printable version of this worksheet.



price

Step 1: Write your name.

Step 2: Color the picture and write the word.


Step 3: Cut out the pennant. Give it to your teacher.



Fold along this line

Phonics: Long-I

Name: _____



Preview

Please log in to download
the printable version of this worksheet.

slice

Step 1: Write your name.

Step 2: Color the picture and write the word.

Step 3: Cut out the pennant. Give it to your teacher.



Fold along this line


Phonics: Long-I

Name: _____



Preview

Please log in to download
the printable version of this worksheet.



blinds

Step 1: Write your name.

Step 2: Color the picture and write the word.

Step 3: Cut out the pennant. Give it to your teacher.



Fold along this line

Phonics: Long-I

Name: _____



Preview

Please log in to download
the printable version of this worksheet.

fries

Step 1: Write your name.

Step 2: Color the picture and write the word.

Step 3: Cut out the pennant. Give it to your teacher.



Fold along this line

Phonics: Long-I

Name: _____



Preview

Please log in to download
the printable version of this worksheet.



climb

Step 1: Write your name.

Step 2: Color the picture and write the word.

Step 3: Cut out the pennant. Give it to your teacher.



Fold along this line


Phonics: Long-I

Name: _____



Preview

Please log in to download
the printable version of this worksheet.



pliers

Step 1: Write your name.

Step 2: Color the picture and write the word.

Step 3: Cut out the pennant. Give it to your teacher.



Fold along this line

Phonics: Long-I

Name: _____



Preview

Please log in to download
the printable version of this worksheet.

Friday

Step 1: Write your name.

Step 2: Color the picture and write the word.

Step 3: Cut out the pennant. Give it to your teacher.



Fold along this line


Phonics: Long-I

Name: _____



Preview

Please log in to download
the printable version of this worksheet.



island

Step 1: Write your name.

Step 2: Color the picture and write the word.

Step 3: Cut out the pennant. Give it to your teacher.