

Phonics: Long-E

Phonics: Long-E

Name: Sam



s e a l

Phonics: Long-E

Name: Amy



p e a s

Phonics: Long-E

Name: Sara



q u e e n



Preview

Please log in to download
the printable version of this worksheet.


Phonics: Long-E

Name: _____



Phonics: Long-E

Name: _____



s e a l

Phonics: Long-E

Name: _____



s e a l

glue



Fold along this line

Phonics: Long-E

Name: _____



Preview
Please log in to download
the printable version of this worksheet.

seal

Step 1: Write your name.

Step 2: Color the picture and write the word.


Step 3: Cut out the pennant. Give it to your teacher.



Fold along this line

Phonics: Long-E

Name: _____



Preview

Please log in to download
the printable version of this worksheet.



peas

Step 1: Write your name.

Step 2: Color the picture and write the word.

Step 3: Cut out the pennant. Give it to your teacher.



Fold along this line


Phonics: Long-E

Name: _____



Preview

Please log in to download
the printable version of this worksheet.



queen

Step 1: Write your name.

Step 2: Color the picture and write the word.


Step 3: Cut out the pennant. Give it to your teacher.



Fold along this line

Phonics: Long-E

Name: _____



Preview

Please log in to download
the printable version of this worksheet.

leaf

Step 1: Write your name.

Step 2: Color the picture and write the word.

Step 3: Cut out the pennant. Give it to your teacher.



Fold along this line

Phonics: Long-E

Name: _____



Preview

Please log in to download
the printable version of this worksheet.

key

Step 1: Write your name.

Step 2: Color the picture and write the word.

Step 3: Cut out the pennant. Give it to your teacher.



Fold along this line

Phonics: Long-E

Name: _____



Preview

Please log in to download
the printable version of this worksheet.



sheep

Step 1: Write your name.

Step 2: Color the picture and write the word.


Step 3: Cut out the pennant. Give it to your teacher.



Fold along this line

Phonics: Long-E

Name: _____



Preview

Please log in to download
the printable version of this worksheet.

read

Step 1: Write your name.

Step 2: Color the pennant.


Step 3: Cut out the pennant. Give it to your teacher.



Fold along this line

Phonics: Long-E

Name: _____



Preview

Please log in to download
the printable version of this worksheet.

tree

Step 1: Write your name.

Step 2: Color the picture and write the word.

Step 3: Cut out the pennant. Give it to your teacher.



Fold along this line

Phonics: Long-E

Name: _____



Preview

Please log in to download
the printable version of this worksheet.



eagle

Step 1: Write your name.

Step 2: Color the picture and write the word.

Step 3: Cut out the pennant. Give it to your teacher.



Fold along this line

Phonics: Long-E

Name: _____



Preview

Please log in to download
the printable version of this worksheet.

sleep

Step 1: Write your name.

Step 2: Color the picture and write the word.

Step 3: Cut out the pennant. Give it to your teacher.



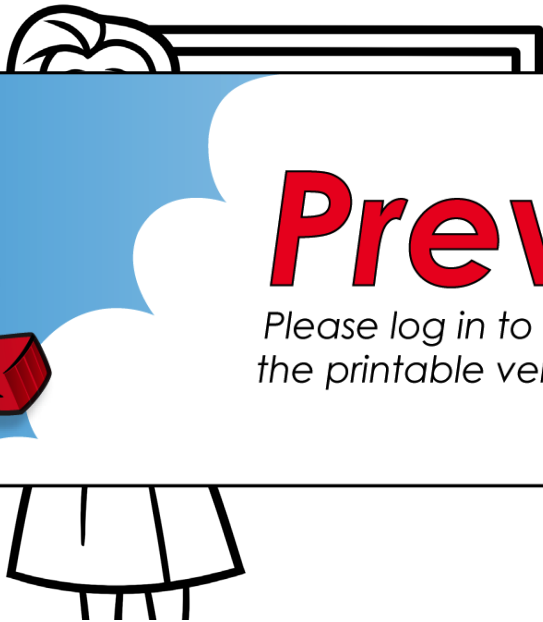
Fold along this line

Phonics: Long-E

Name: _____



Preview
Please log in to download
the printable version of this worksheet.



teacher

- Step 1:** Write your name.
- Step 2:** Color the picture and write the word.
- Step 3:** Cut out the pennant. Give it to your teacher.



Fold along this line

Phonics: Long-E

Name: _____



Preview

Please log in to download
the printable version of this worksheet.



knee

Step 1: Write your name.

Step 2: Color the picture and write the word.

Step 3: Cut out the pennant. Give it to your teacher.



Fold along this line

Phonics: Long-E

Name: _____



Preview

Please log in to download
the printable version of this worksheet.

feet

Step 1: Write your name.

Step 2: Color the picture and write the word.

Step 3: Cut out the pennant. Give it to your teacher.



Fold along this line

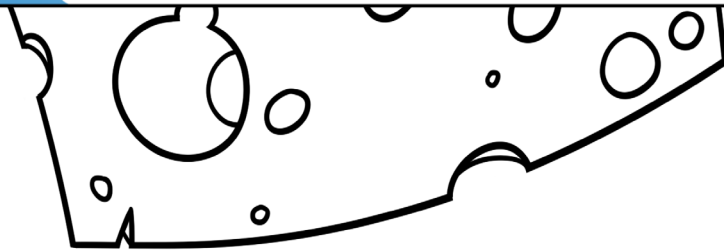
Phonics: Long-E

Name: _____



Preview

Please log in to download
the printable version of this worksheet.



cheese

Step 1: Write your name.

Step 2: Color the picture and write the word.

Step 3: Cut out the pennant. Give it to your teacher.



Fold along this line

Phonics: Long-E

Name: _____



Preview

Please log in to download
the printable version of this worksheet.



bee

Step 1: Write your name.

Step 2: Color the picture and write the word.

Step 3: Cut out the pennant. Give it to your teacher.



Fold along this line


Phonics: Long-E

Name: _____



Preview

Please log in to download
the printable version of this worksheet.



wheel

Step 1: Write your name.

Step 2: Color the picture and write the word.

Step 3: Cut out the pennant. Give it to your teacher.



Fold along this line

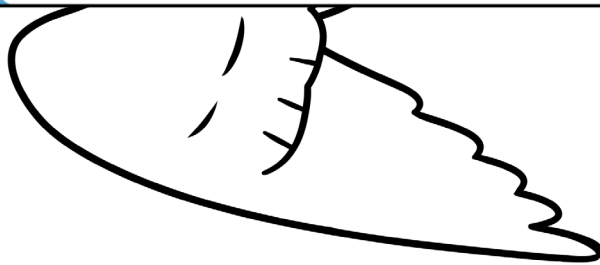
Phonics: Long-E

Name: _____



Preview

Please log in to download
the printable version of this worksheet.



beak

Step 1: Write your name.

Step 2: Color the picture and write the word.

Step 3: Cut out the pennant. Give it to your teacher.



Fold along this line

Phonics: Long-E

Name: _____



Preview

Please log in to download
the printable version of this worksheet.



beach

Step 1: Write your name.

Step 2: Color the picture and write the word.

Step 3: Cut out the pennant. Give it to your teacher.



Fold along this line

Phonics: Long-E

Name: _____



Preview

Please log in to download
the printable version of this worksheet.



clean

Step 1: Write your name.

Step 2: Color the picture and write the word.

Step 3: Cut out the pennant. Give it to your teacher.



Fold along this line

Phonics: Long-E

Name: _____



Preview

Please log in to download
the printable version of this worksheet.

green

Step 1: Write your name.

Step 2: Color the picture and write the word.

Step 3: Cut out the pennant. Give it to your teacher.



Fold along this line

Phonics: Long-E

Name: _____



Preview

Please log in to download
the printable version of this worksheet.



sleeve

Step 1: Write your name.

Step 2: Color the picture and write the word.

Step 3: Cut out the pennant. Give it to your teacher.



Fold along this line

Phonics: Long-E

Name: _____



Preview

Please log in to download
the printable version of this worksheet.



sneaker

Step 1: Write your name.

Step 2: Color the picture and write the word.

Step 3: Cut out the pennant. Give it to your teacher.