


Phonics: Digraphs ck

Phonics: Digraphs ck

Name: Sam



d u ck

Phonics: Digraphs ck

Name: Amy



k i ck

Phonics: Digraphs ck

Name: Sara



s o ck



Preview

Please log in to download
the printable version of this worksheet.

Phonics: Digraphs ck

Name: _____



d u ck

Phonics: Digraphs ck

Name: _____



d u ck

Phonics: Digraphs ck

Name: _____



d u ck


glue



Fold along this line

Phonics: Digraphs ck

Name: _____



Preview

Please log in to download
the printable version of this worksheet.

duck

Step 1: Write your name.

Step 2: Color the picture and write the word.

Step 3: Cut out the pennant. Give it to your teacher.



Fold along this line

Phonics: Digraphs ck

Name: _____



Preview

Please log in to download
the printable version of this worksheet.



kick

Step 1: Write your name.

Step 2: Color the picture and write the word.


Step 3: Cut out the pennant. Give it to your teacher.



Fold along this line

Phonics: Digraphs ck

Name: _____



Preview

Please log in to download
the printable version of this worksheet.

sock

Step 1: Write your name.

Step 2: Color the picture and write the word.


Step 3: Cut out the pennant. Give it to your teacher.



Fold along this line

Phonics: Digraphs ck

Name: _____



Preview

Please log in to download
the printable version of this worksheet.



lock

Step 1: Write your name.

Step 2: Color the picture and write the word.

Step 3: Cut out the pennant. Give it to your teacher.



Fold along this line

Phonics: Digraphs ck

Name: _____



Preview

Please log in to download
the printable version of this worksheet.

neck

Step 1: Write your name.

Step 2: Color the picture and write the word.

Step 3: Cut out the pennant. Give it to your teacher.



Fold along this line

Phonics: Digraphs ck

Name: _____



Preview

Please log in to download
the printable version of this worksheet.

puck

Step 1: Write your name.

Step 2: Color the picture and write the word.


Step 3: Cut out the pennant. Give it to your teacher.



Fold along this line

Phonics: Digraphs ck

Name: _____



Preview

Please log in to download
the printable version of this worksheet.

sick

Step 1: Write your name.

Step 2: Color the picture and write the word.


Step 3: Cut out the pennant. Give it to your teacher.



Fold along this line

Phonics: Digraphs ck

Name: _____



Preview

Please log in to download
the printable version of this worksheet.



rock

Step 1: Write your name.

Step 2: Color the picture and write the word.


Step 3: Cut out the pennant. Give it to your teacher.



Fold along this line

Phonics: Digraphs ck

Name: _____



Preview

Please log in to download
the printable version of this worksheet.



truck

Step 1: Write your name.

Step 2: Color the picture and write the word.


Step 3: Cut out the pennant. Give it to your teacher.



Fold along this line

Phonics: Digraphs ck

Name: _____



Preview

Please log in to download
the printable version of this worksheet.

stick

Step 1: Write your name.

Step 2: Color the picture and write the word.


Step 3: Cut out the pennant. Give it to your teacher.



Fold along this line

Phonics: Digraphs ck

Name: _____



Preview

Please log in to download
the printable version of this worksheet.

check

Step 1: Write your name.

Step 2: Color the picture and write the word.


Step 3: Cut out the pennant. Give it to your teacher.



Fold along this line

Phonics: Digraphs ck

Name: _____



Preview

Please log in to download
the printable version of this worksheet.

brick

Step 1: Write your name.

Step 2: Color the picture and write the word.


Step 3: Cut out the pennant. Give it to your teacher.



Fold along this line

Phonics: Digraphs ck

Name: _____



Preview

Please log in to download
the printable version of this worksheet.

black

Step 1: Write your name.

Step 2: Color the picture and write the word.


Step 3: Cut out the pennant. Give it to your teacher.



Fold along this line

Phonics: Digraphs ck

Name: _____



Preview

Please log in to download
the printable version of this worksheet.

clock

Step 1: Write your name.

Step 2: Color the picture and write the word.

Step 3: Cut out the pennant. Give it to your teacher.



Fold along this line

Phonics: Digraphs ck

Name: _____



Preview
Please log in to download
the printable version of this worksheet.



track

Step 1: Write your name.

Step 2: Color the picture and write the word.


Step 3: Cut out the pennant. Give it to your teacher.



Fold along this line

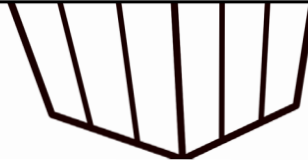
Phonics: Digraphs ck

Name: _____



Preview

Please log in to download
the printable version of this worksheet.



snack

Step 1: Write your name.

Step 2: Color the picture and write the word.

Step 3: Cut out the pennant. Give it to your teacher.