


# Phonics: Spr- Blends





S  
p  
st



# Preview

Please log in to download the printable version of this worksheet.

e.  
z





Fold along this line

# Phonics: Spr Blends

Name: \_\_\_\_\_



## Preview

Please log in to download  
the printable version of this worksheet.

\_\_\_\_\_

## spray

**Step 1:** Write your name.

**Step 2:** Color the picture and write the word.


**Step 3:** Cut out the pennant. Give it to your teacher.



Fold along this line

# Phonics: Spr Blends

Name: \_\_\_\_\_



## Preview

Please log in to download  
the printable version of this worksheet.

\_\_\_\_\_

## sprout

**Step 1:** Write your name.

**Step 2:** Color the picture and write the word.


**Step 3:** Cut out the pennant. Give it to your teacher.



Fold along this line

# Phonics: Spr Blends

Name: \_\_\_\_\_



## Preview

Please log in to download  
the printable version of this worksheet.

spring

**Step 1:** Write your name.

**Step 2:** Color the picture and write the word.


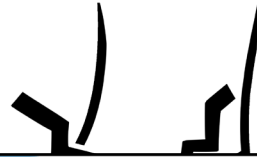
**Step 3:** Cut out the pennant. Give it to your teacher.



Fold along this line

# Phonics: Spr Blends

Name: \_\_\_\_\_



## Preview

Please log in to download  
the printable version of this worksheet.

\_\_\_\_\_

## sprain

**Step 1:** Write your name.

**Step 2:** Color the picture and write the word.


**Step 3:** Cut out the pennant. Give it to your teacher.



Fold along this line

# Phonics: Spr Blends

Name: \_\_\_\_\_



## Preview

Please log in to download  
the printable version of this worksheet.

**sprint**

**Step 1:** Write your name.

**Step 2:** Color the picture and write the word.


**Step 3:** Cut out the pennant. Give it to your teacher.



Fold along this line

# Phonics: Spr Blends

Name: \_\_\_\_\_



## Preview

Please log in to download the printable version of this worksheet.



\_\_\_\_\_

## sprawl

**Step 1:** Write your name.

**Step 2:** Color the picture and write the word.


**Step 3:** Cut out the pennant. Give it to your teacher.



Fold along this line

# Phonics: Spr Blends

Name: \_\_\_\_\_



## Preview

Please log in to download  
the printable version of this worksheet.

\_\_\_\_\_

## spread

**Step 1:** Write your name.

**Step 2:** Color the pennant.

**Step 3:** Cut out the pennant. Give it to your teacher.






Fold along this line

# Phonics: Spr Blends

Name: \_\_\_\_\_



## Preview

Please log in to download  
the printable version of this worksheet.

**spruce**

**Step 1:** Write your name.

**Step 2:** Color the picture and write the word.

**Step 3:** Cut out the pennant. Give it to your teacher.