

Phonics: Sp- Blends

Phonics: Sp Blends

Name: Sam



s p i n

Phonics: Sp Blends


Name: Amy



s p o t s

Phonics: Sp Blends

Name: Sara



s p i d e r




Preview

Please log in to download the printable version of this worksheet.

Phonics: Sp Blends


Name: _____



s p i n

Phonics: Sp Blends


Name: _____



s p i n

Phonics: Sp Blends

Name: _____



s p i n

glue



Fold along this line

Phonics: Sp Blends

Name: _____



Preview

Please log in to download
the printable version of this worksheet.

spin

Step 1: Write your name.

Step 2: Color the picture and write the word.

Step 3: Cut out the pennant. Give it to your teacher.



Fold along this line

Phonics: Sp Blends

Name: _____



Preview

Please log in to download
the printable version of this worksheet.



spots

Step 1: Write your name.

Step 2: Color the picture and write the word.


Step 3: Cut out the pennant. Give it to your teacher.



Fold along this line

Phonics: Sp Blends

Name: _____



Preview

Please log in to download
the printable version of this worksheet.

spider

Step 1: Write your name.

Step 2: Color the picture and write the word.


Step 3: Cut out the pennant. Give it to your teacher.



Fold along this line

Phonics: Sp Blends

Name: _____



Preview

Please log in to download
the printable version of this worksheet.

spoon

Step 1: Write your name.

Step 2: Color the picture and write the word.

Step 3: Cut out the pennant. Give it to your teacher.



Fold along this line

Phonics: Sp Blends

Name: _____



Preview

Please log in to download
the printable version of this worksheet.

spiral

Step 1: Write your name.

Step 2: Color the picture and write the word.

Step 3: Cut out the pennant. Give it to your teacher.



Fold along this line

Phonics: Sp Blends

Name: _____



Preview

Please log in to download
the printable version of this worksheet.



space

Step 1: Write your name.

Step 2: Color the picture and write the word.

Step 3: Cut out the pennant. Give it to your teacher.



Fold along this line

Phonics: Sp Blends

Name: _____



Preview

Please log in to download
the printable version of this worksheet.



sports

Step 1: Write your name.

Step 2: Color the pennant.


Step 3: Cut out the pennant. Give it to your teacher.



Fold along this line

Phonics: Sp Blends

Name: _____



Preview

Please log in to download
the printable version of this worksheet.

sparkler

Step 1: Write your name.

Step 2: Color the picture and write the word.

Step 3: Cut out the pennant. Give it to your teacher.



Fold along this line

Phonics: Sp Blends

Name: _____



Preview

Please log in to download
the printable version of this worksheet.

sponge

Step 1: Write your name.

Step 2: Color the picture and write the word.


Step 3: Cut out the pennant. Give it to your teacher.



Fold along this line

Phonics: Sp Blends

Name: _____



Preview

Please log in to download
the printable version of this worksheet.

spaghetti

Step 1: Write your name.

Step 2: Color the picture and write the word.

Step 3: Cut out the pennant. Give it to your teacher.