

Phonics: Shr- Blends

Phonics: Shr Blends

Name: Sam



s h r u g

Phonics: Shr Blends


Name: Amy



s h r i e k

Phonics: Shr Blends

Name: Sara



s h r e d

S
P
S



Preview

Please log in to download
the printable version of this worksheet.

e.

z

Phonics: Shr Blends

Name: _____



Name: _____



s h r u g

glue

s h r u g



Fold along this line

Phonics: Shr Blends

Name: _____



Preview

Please log in to download
the printable version of this worksheet.

shrug

Step 1: Write your name.

Step 2: Color the picture and write the word.


Step 3: Cut out the pennant. Give it to your teacher.



Fold along this line

Phonics: Shr Blends

Name: _____



Preview

Please log in to download
the printable version of this worksheet.

shriek

Step 1: Write your name.

Step 2: Color the picture and write the word.



Step 3: Cut out the pennant. Give it to your teacher.



Fold along this line

Phonics: Shr Blends

Name: _____



Preview

Please log in to download
the printable version of this worksheet.

shred

Step 1: Write your name.

Step 2: Color the picture and write the word.


Step 3: Cut out the pennant. Give it to your teacher.



Fold along this line

Phonics: Shr Blends

Name: _____



Preview

Please log in to download
the printable version of this worksheet.

shrivel

Step 1: Write your name.

Step 2: Color the picture and write the word.


Step 3: Cut out the pennant. Give it to your teacher.



Fold along this line

Phonics: Shr Blends

Name: _____



Preview

Please log in to download
the printable version of this worksheet.

shrimp

Step 1: Write your name.

Step 2: Color the picture and write the word.


Step 3: Cut out the pennant. Give it to your teacher.



Fold along this line

Phonics: Shr Blends

Name: _____



Preview

Please log in to download
the printable version of this worksheet.

shrew

Step 1: Write your name.

Step 2: Color the picture and write the word.


Step 3: Cut out the pennant. Give it to your teacher.



Fold along this line

Phonics: Shr Blends

Name: _____



Preview

Please log in to download
the printable version of this worksheet.

shrub

Step 1: Write your name.

Step 2: Color the pennant.



Step 3: Cut out the pennant. Give it to your teacher.



Fold along this line

Phonics: Shr Blends

Name: _____



Preview

Please log in to download
the printable version of this worksheet.

shrink

Step 1: Write your name.

Step 2: Color the picture and write the word.

Step 3: Cut out the pennant. Give it to your teacher.