



Phonics: Pl- Blends

Phonics: Pl Blends
Name: Sam




p l a n e

Phonics: Pl Blends
Name: Amy



p l a n e t

Phonics: Pl Blends
Name: Sara

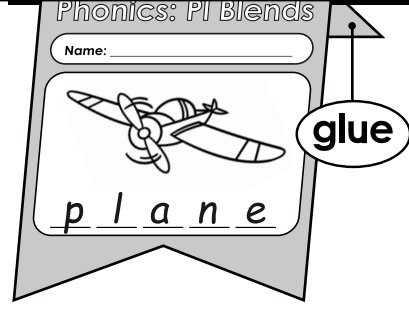




p l a n t



Preview

Please log in to download the printable version of this worksheet.





Fold along this line

Phonics: P I Blends

Name: _____



Preview

Please log in to download
the printable version of this worksheet.

plane

Step 1: Write your name.

Step 2: Color the picture and write the word.


Step 3: Cut out the pennant. Give it to your teacher.



Fold along this line

Phonics: P I Blends

Name: _____



Preview

Please log in to download
the printable version of this worksheet.

planet

Step 1: Write your name.

Step 2: Color the picture and write the word.


Step 3: Cut out the pennant. Give it to your teacher.



Fold along this line

Phonics: Pl Blends

Name: _____



Preview

Please log in to download
the printable version of this worksheet.

plant

Step 1: Write your name.

Step 2: Color the picture and write the word.

Step 3: Cut out the pennant. Give it to your teacher.



Fold along this line

Phonics: Pl Blends

Name: _____



Preview

Please log in to download
the printable version of this worksheet.

plate

Step 1: Write your name.

Step 2: Color the picture and write the word.


Step 3: Cut out the pennant. Give it to your teacher.



Fold along this line

Phonics: Pl Blends

Name: _____



Preview

Please log in to download
the printable version of this worksheet.



plug

Step 1: Write your name.

Step 2: Color the picture and write the word.

Step 3: Cut out the pennant. Give it to your teacher.



Fold along this line

Phonics: P I Blends

Name: _____



Preview

Please log in to download
the printable version of this worksheet.

plus

Step 1: Write your name.

Step 2: Color the picture and write the word.

Step 3: Cut out the pennant. Give it to your teacher.



Fold along this line

Phonics: Pl Blends

Name: _____



Preview

Please log in to download
the printable version of this worksheet.

plum

Step 1: Write your name.

Step 2: Color the pennant.


Step 3: Cut out the pennant. Give it to your teacher.



Fold along this line

Phonics: Pl Blends

Name: _____



Preview

Please log in to download
the printable version of this worksheet.

pliers

Step 1: Write your name.

Step 2: Color the picture and write the word.

Step 3: Cut out the pennant. Give it to your teacher.



Fold along this line

Phonics: Pl Blends

Name: _____



Preview

Please log in to download
the printable version of this worksheet.



pledge

Step 1: Write your name.

Step 2: Color the picture and write the word.

Step 3: Cut out the pennant. Give it to your teacher.



Fold along this line

Phonics: P I Blends

Name: _____



playground

Step 1: Write your name.

Step 2: Color the picture and write the word.

Step 3: Cut out the pennant. Give it to your teacher.