

# Word-Picture Match

L-Family Phonics Blends

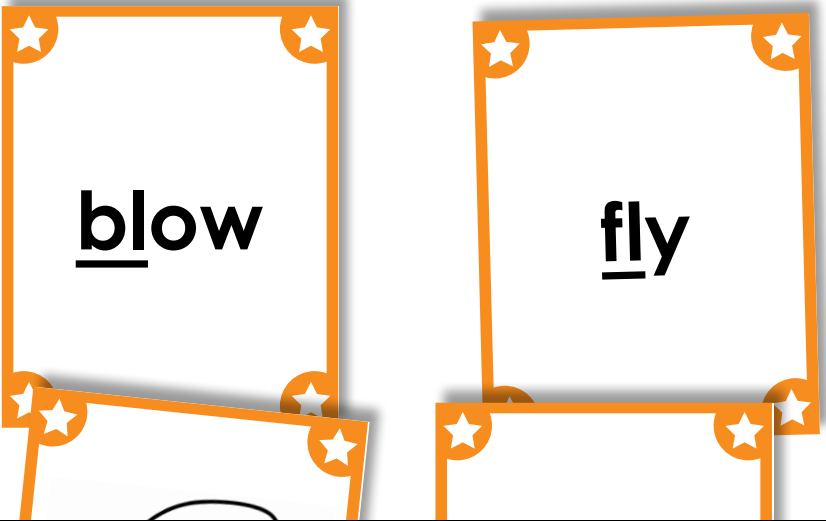
**Objective:**

Students practice reading words that begin with l-family phonics blends. (bl-, cl-, fl-, gl-, pl-, sl-)

**Set up:**

Print the cards on thick paper or card stock.

Cut the cards on the





# Preview

Please log in to download the printable version of this worksheet.

spell and read the words as they do this.

2. Use the cards to play a memory-match game with two or more students. Flip the cards upside down. Students take turns flipping pairs of cards in an attempt to find a matching pair. Pairs of matching cards are kept by the player. The student with the most cards at the end of the game is the winner.
3. Use just the picture cards. Have the students spell the names of the items shown on paper, or with plastic letters.




clock




# Preview

Please log in to download the printable version of this worksheet.



clown

sleep



sloth


glove



# Preview

Please log in to download  
the printable version of this worksheet.


flower







$$3 + 2 = 5$$

glue



**Preview**

Please log in to download  
the printable version of this worksheet.



plus



**plant**




**globe**



**Preview**


Please log in to download  
the printable version of this worksheet.

**planet**





sled



blow

plane

flag