

Phonics: Gf- Blends

Phonics: Gf Blends
Name: Sam



g l o b e

Phonics: Gf Blends
Name: Amy



g l u e

Phonics: Gf Blends
Name: Sara


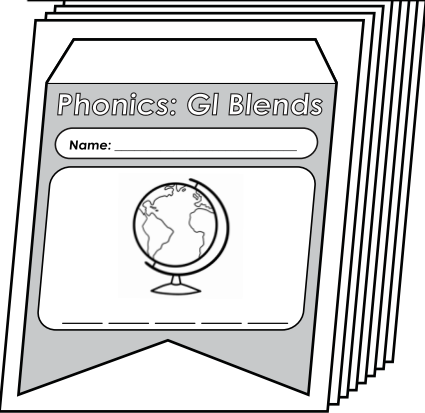


g l a d



Preview

Please log in to download the printable version of this worksheet.






Fold along this line

Phonics: GI Blends

Name: _____



Preview

Please log in to download
the printable version of this worksheet.

globe

Step 1: Write your name.

Step 2: Color the picture and write the word.


Step 3: Cut out the pennant. Give it to your teacher.



Fold along this line

Phonics: GI Blends

Name: _____



Preview

Please log in to download
the printable version of this worksheet.

glue

Step 1: Write your name.

Step 2: Color the picture and write the word.


Step 3: Cut out the pennant. Give it to your teacher.



Fold along this line

Phonics: GI Blends

Name: _____



Preview

Please log in to download
the printable version of this worksheet.

glad

Step 1: Write your name.

Step 2: Color the picture and write the word.


Step 3: Cut out the pennant. Give it to your teacher.



Fold along this line

Phonics: GI Blends

Name: _____



Preview

Please log in to download
the printable version of this worksheet.

glove

Step 1: Write your name.

Step 2: Color the picture and write the word.

Step 3: Cut out the pennant. Give it to your teacher.



Fold along this line

Phonics: GI Blends

Name: _____



Preview

Please log in to download
the printable version of this worksheet.

glass

Step 1: Write your name.

Step 2: Color the picture and write the word.

Step 3: Cut out the pennant. Give it to your teacher.



Fold along this line

Phonics: GI Blends

Name: _____



Preview

Please log in to download
the printable version of this worksheet.

glasses

Step 1: Write your name.

Step 2: Color the picture and write the word.

Step 3: Cut out the pennant. Give it to your teacher.