


Phonics: Bl- Blends

Phonics: Bl Blends
Name: Sam




b l a n k e t

Phonics: Bl Blends
Name: Amy



b l o c k

Phonics: Bl Blends
Name: Sara





b l a s t o f f



Preview

Please log in to download the printable version of this worksheet.





Fold along this line

Phonics: Bl Blends

Name: _____



Preview

Please log in to download
the printable version of this worksheet.

blanket

Step 1: Write your name.

Step 2: Color the picture and write the word.

Step 3: Cut out the pennant. Give it to your teacher.



Fold along this line

Phonics: Bl Blends

Name: _____



Preview

Please log in to download
the printable version of this worksheet.

block

Step 1: Write your name.

Step 2: Color the picture and write the word.


Step 3: Cut out the pennant. Give it to your teacher.



Fold along this line

Phonics: Bl Blends

Name: _____



Preview

Please log in to download
the printable version of this worksheet.



blast off

Step 1: Write your name.

Step 2: Color the picture and write the word.


Step 3: Cut out the pennant. Give it to your teacher.



Fold along this line

Phonics: Bl Blends

Name: _____



Preview

Please log in to download
the printable version of this worksheet.

blow

Step 1: Write your name.

Step 2: Color the picture and write the word.

Step 3: Cut out the pennant. Give it to your teacher.



Fold along this line


Phonics: Bl Blends

Name: _____



Preview

Please log in to download
the printable version of this worksheet.



blinds

Step 1: Write your name.

Step 2: Color the picture and write the word.

Step 3: Cut out the pennant. Give it to your teacher.



Fold along this line

Phonics: Bl Blends

Name: _____



Preview

Please log in to download
the printable version of this worksheet.

bloom

Step 1: Write your name.

Step 2: Color the picture and write the word.

Step 3: Cut out the pennant. Give it to your teacher.



Fold along this line

Phonics: Bl Blends

Name: _____



Preview

Please log in to download
the printable version of this worksheet.



blender

Step 1: Write your name.

Step 2: Color the pennant.


Step 3: Cut out the pennant. Give it to your teacher.



Fold along this line

Phonics: Bl Blends

Name: _____



Preview

Please log in to download
the printable version of this worksheet.

blueberry

Step 1: Write your name.

Step 2: Color the picture and write the word.

Step 3: Cut out the pennant. Give it to your teacher.



Fold along this line

Phonics: Bl Blends

Name: _____



Preview
Please log in to download
the printable version of this worksheet.

black

Step 1: Write your name.

Step 2: Color the picture and write the word.

Step 3: Cut out the pennant. Give it to your teacher.