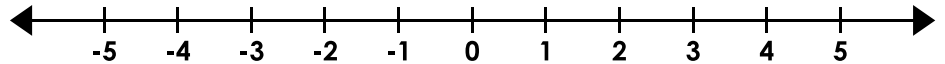


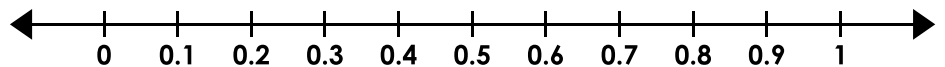
# Inequalities

Graph the inequalities.

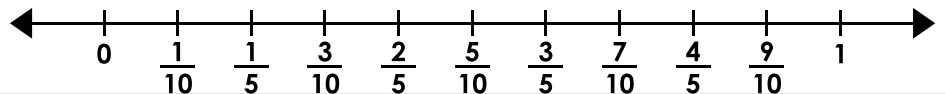
1.  $i - 8 \leq -4$



2.  $n + 0.5 > 0.9$




3.  $\frac{5}{10} < t - \frac{3}{10}$



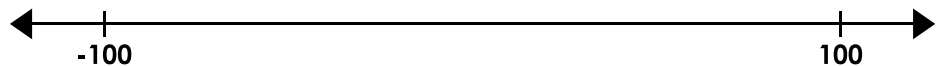
## Preview

Please log in to download  
the printable version of this worksheet.


7.  $\frac{7}{16} < t - \frac{1}{4}$



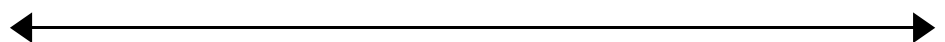
8.  $150 + u \leq 100$



9.  $d - 74 > -92$



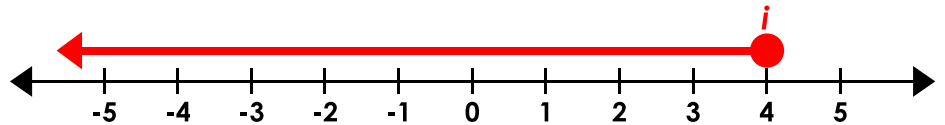
10.  $6.7 \geq y + 20.2$



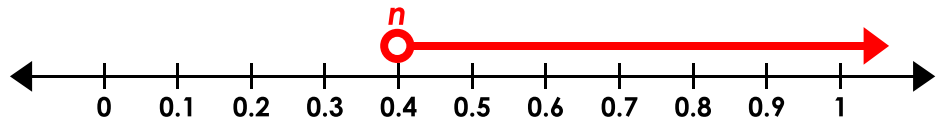
## Inequalities

Graph the inequalities.

1.  $i - 8 \leq -4$



2.  $n + 0.5 > 0.9$



3.  $5 < t + 3$



# Preview

Please log in to download  
the printable version of this worksheet.



(NOTE: For #10, the scale is unimportant as long as it is on -13.5, the circle is filled, and the arrow points the correct direction.)