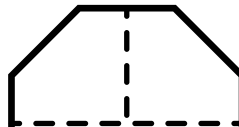
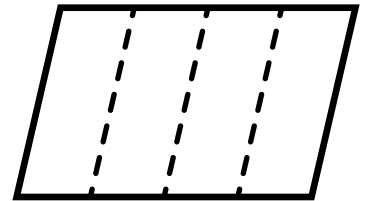
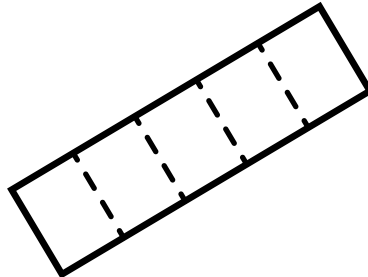

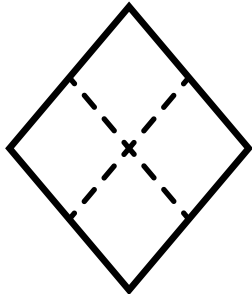


Name: \_\_\_\_\_

# Learning About Quarters

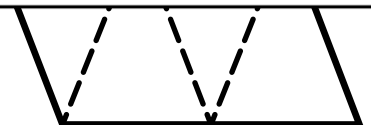
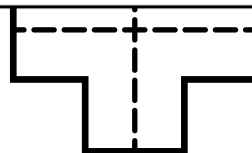
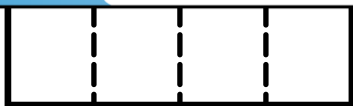
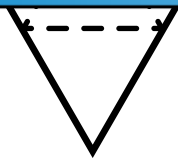
Color the shapes that are divided into quarters.

Draw an X over the shapes that are not divided into quarters.


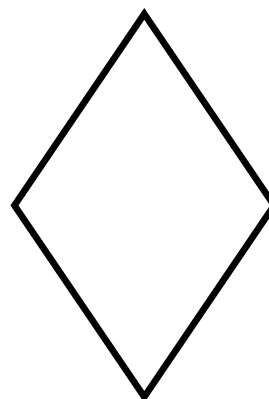



# Preview

Please log in to download  
the printable version of this worksheet.



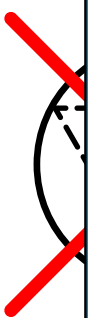
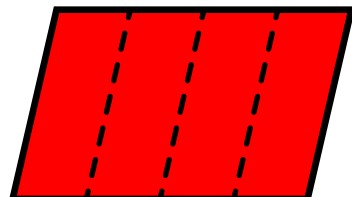



Draw lines to divide each shape into quarters.



# ANSWER KEY

## Learning About Quarters

Color the shapes that are divided into quarters.  
Draw an X over the shapes that are not divided into quarters.



# Preview

Please log in to download  
the printable version of this worksheet.

Color



Draw

