

Money Matching Game

Materials:

Money cards (pages 2-6)

Set up:

Print the cards on card stock.

Cut the cards on the dotted lines.

Laminate the cards, if desired.



How to Play:



cards do not match, then the cards are flipped back upside-down.

Then, player 2 gets a turn to try to flip matching cards. Players alternate until all cards have been removed from the game.

When the game is over, the player with the most cards is the winner.



\$23.05



\$20.65



Preview

Please log in to download the printable version of this worksheet.



\$4.18



\$46.03



\$25.28




\$36.54



Preview

Please log in to download the printable version of this worksheet.



\$8.85




\$31.75



\$45.52



\$32.91



Preview

Please log in to download the printable version of this worksheet.




\$72.70



\$13.15



\$30.23




\$17.62



Preview

Please log in to download the printable version of this worksheet.



\$45.57



\$5.95



\$25.60



\$11.19



Preview

Please log in to download the printable version of this worksheet.