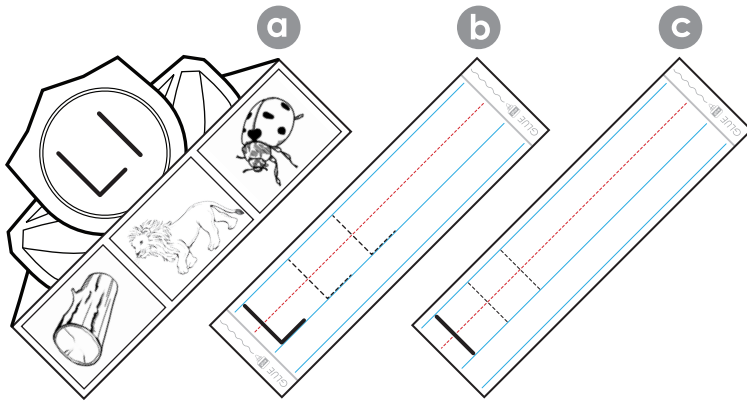


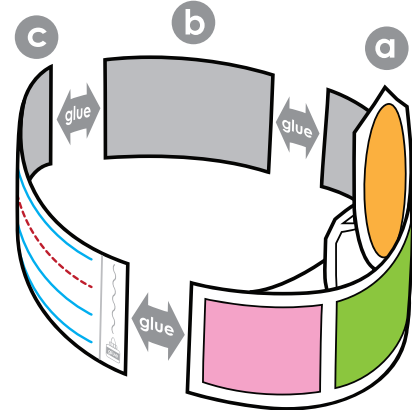
Alphabet Crown

Letter L

Step 1: Print the crown on cardstock paper and cut along the bold black line.


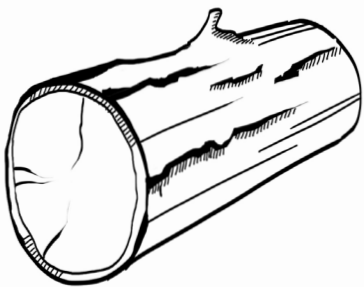


Step 2: Color your crown. Then glue along the marked tabs and attach.



Preview

Please log in to download the printable version of this worksheet.



Alphabet Crown

Letter L



GLUE

GLUE



Preview
Please log in to download
the printable version of this worksheet.