



$2 + 3 =$

$7 + 1 =$



$10 + 0 =$

$5 + 1 =$



$0 + 3 =$

$7 + 2 =$



Preview

Please log in to download
the printable version of this worksheet.

$4 + 3 =$

$8 + 1 =$

$5 + 2 =$

$9 + 1 =$


$6 + 2 =$

$1 + 1 =$

$1 + 2 =$


$4 + 1 =$

$3 + 3 =$




$6 + 4 =$

$2 + 0 =$



$9 + 0 =$

$1 + 6 =$



$1 + 0 =$

$5 + 5 =$



Preview

Please log in to download
the printable version of this worksheet.

$0 + 4 =$

$8 + 2 =$

$3 + 7 =$

$0 + 5 =$

$1 + 3 =$

$7 + 0 =$

Addition Fluency Game

Materials:

- One die
- Printed game board with addition facts
- Answer page
- Scrap paper for keeping score (or they can write on back of answer page)

Preparation:

Print the game board and attach both halves together with glue.

Each pair of students receives one game board, an answer page, and one die.

How to Play:




- If the player quickly and accurately answers all math facts, he/she scores 7 points. For each incorrect answer, one point is deducted. So, if the player only answers 5 correctly, he/she scores 5 points,
- The players then switch roles. Player 1 checks answers as player 2 rolls and reads math facts aloud.
- The player with the most points after 10 rounds wins.

Management Suggestions:

- You may want to limit the amount of time students have to answer all facts in a column. For example, you might give them 30 seconds per column.

ANSWER KEY

Addition Fluency Game




$2 + 3 = 5$

$7 + 1 = 8$

$0 + 6 = 6$

$4 + 3 = 7$

$9 + 1 = 10$



$10 + 0 = 10$

$5 + 1 = 6$

$2 + 2 = 4$

$8 + 1 = 9$

$6 + 2 = 8$



$0 + 3 = 3$

$7 + 2 = 9$

$4 + 4 = 8$

$5 + 2 = 7$

$1 + 1 = 2$



Preview

Please log in to download
the printable version of this worksheet.

$6 + 4 = 10$

$2 + 0 = 2$

$4 + 5 = 9$

$3 + 5 = 8$

$0 + 4 = 4$

$8 + 2 = 10$

$9 + 0 = 9$

$1 + 6 = 7$

$4 + 2 = 6$

$2 + 0 = 2$

$3 + 7 = 10$

$0 + 5 = 5$

$1 + 0 = 1$

$5 + 5 = 10$

$6 + 3 = 9$

$0 + 8 = 8$

$1 + 3 = 4$

$7 + 0 = 7$