

Name: _____

Tally Chart

Christina surveyed her classmates to find out their favorite subjects in school. She made a tally chart to record the results.

SUBJECT	COUNT
Math	
Reading	
Writing	
Science	



~ PREVIEW ~

Please log in or register to download the printable version of this worksheet.

2. How many more students chose Reading than Writing?

3. Did more students choose Reading or Social Studies?

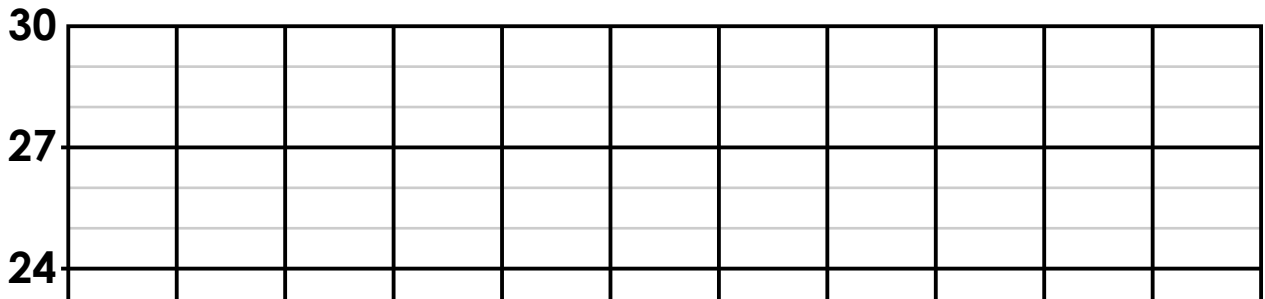
4. Which subject had the most votes?

Name: _____

Bar Graph


Complete the bar graph to show the results of the "Favorite Subject" survey on the previous page. Use a different color for the bar for each subject.

Favorite Subject in School



~ PREVIEW ~

Please log in or register to download the printable version of this worksheet.



ANSWER KEY

Tally Chart

Christina surveyed her classmates to find out their favorite subjects in school. She made a tally chart to record the results.

SUBJECT	COUNT
Math	
Reading	
Writing	



~ PREVIEW ~

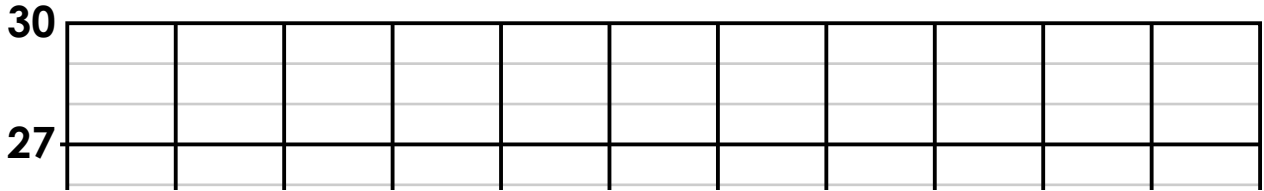
Please log in or register to download the printable version of this worksheet.

ANSWER KEY

Bar Graph

Complete the bar graph to show the results of the "Favorite Subject" survey on the previous page. Use a different color for the bar for each subject.

Favorite Subject in School



~ PREVIEW ~

Please log in or register to download the printable version of this worksheet.