
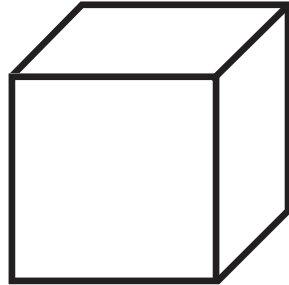


Name: _____

Solid Shapes

Draw lines to match each solid shape to the correct object.


cube




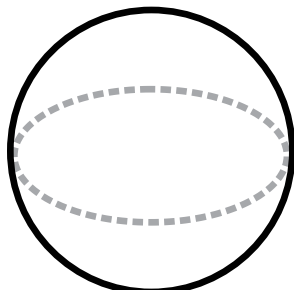
Preview

Please log in to download the printable version of this worksheet.

cylinder



sphere


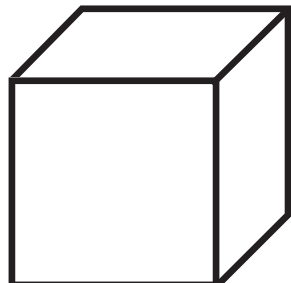


ANSWER KEY

Solid Shapes

Draw lines to match each solid shape to the correct object.

cube



co

Preview

Please log in to download the printable version of this worksheet.

rec
pris

cyl



sphere

