

Name: _____


Let's Make Sentences

Cut out the words. Rearrange them on the table to make sentences.

examples: *That is my bike.*
They sleep on a bed.
The girl has a cake.



Write the sentences on the lined paper. Don't forget to begin each sentence with a capital letter and end it with a period or question mark.



Preview

Please log in to download the printable version of this worksheet.

my

are

box

ride

a

that

to

sleep

here

kind

cake

can

bike

see

the

Name: _____


Let's Make Sentences

Use your word cards to make sentences. Write the sentences.

Begin each sentence with a capital letter and end it with a period or question mark.

How many sentences can you make?

1. _____



Preview

Please log in to download
the printable version of this worksheet.

4. _____


5. _____

6. _____

7.

8.

9.



Preview

Please log in to download
the printable version of this worksheet.

12.

13.

14.