

# Word Slider

Long O Words

## Step 1



Print both pages of this file on card stock. Cut out the picture and letter strip.

## Step 2

Make slits in the picture by cutting along the dotted lines in the center of the robot.


## Step 3

Color your slider. Weave the word strip through the robot. Students can slide the strip up and down to view words.



**Preview**

Please log in to download the printable version of this worksheet.



# Word Slider

Long O Words

Long O Words

home

cone

nose

rose

rope

Long O Words

boat

road

soap

load

goat

Long O Words

low

mow

tow

row

blow



## Preview

Please log in to download  
the printable version of this worksheet.

nose

stone

phone

oak

roast

float

snow

glow

know