


Phonics: Short-E

Phonics: Short-E

Name: Sam



h e n

Phonics: Short-E

Name: Amy




t e n t

Phonics: Short-E

Name: Sara



w e t



Preview

Please log in to download
the printable version of this worksheet.

Phonics: Long-E

Name: _____



Phonics: Long-E

Name: _____



t e n t

Phonics: Long-E

Name: _____



t e n t


glue



Fold along this line

Phonics: Short-E

Name: _____



Preview

Please log in to download
the printable version of this worksheet.

hen

Step 1: Write your name.

Step 2: Color the picture and write the word.


Step 3: Cut out the pennant. Give it to your teacher.



Fold along this line


Phonics: Short-E

Name: _____



Preview

Please log in to download
the printable version of this worksheet.



tent

Step 1: Write your name.

Step 2: Color the picture and write the word.


Step 3: Cut out the pennant. Give it to your teacher.



Fold along this line

Phonics: Short-E

Name: _____



Preview

Please log in to download
the printable version of this worksheet.

wet

Step 1: Write your name.

Step 2: Color the picture and write the word.

Step 3: Cut out the pennant. Give it to your teacher.



Fold along this line

Phonics: Short-E

Name: _____



Preview

Please log in to download
the printable version of this worksheet.



nest

Step 1: Write your name.

Step 2: Color the picture and write the word.

Step 3: Cut out the pennant. Give it to your teacher.



Fold along this line

Phonics: Short-E

Name: _____



Preview

Please log in to download
the printable version of this worksheet.



leg

Step 1: Write your name.

Step 2: Color the picture and write the word.

Step 3: Cut out the pennant. Give it to your teacher.



Fold along this line

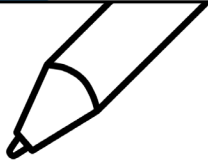
Phonics: Short-E

Name: _____



Preview

Please log in to download
the printable version of this worksheet.



pen

Step 1: Write your name.

Step 2: Color the picture and write the word.


Step 3: Cut out the pennant. Give it to your teacher.



Fold along this line

Phonics: Short-E

Name: _____



Preview

Please log in to download
the printable version of this worksheet.

bell

Step 1: Write your name.

Step 2: Color the pennant.

Step 3: Cut out the pennant. Give it to your teacher.



Fold along this line

Phonics: Short-E

Name: _____



Preview

Please log in to download
the printable version of this worksheet.

belt

Step 1: Write your name.

Step 2: Color the picture and write the word.


Step 3: Cut out the pennant. Give it to your teacher.



Fold along this line

Phonics: Short-E

Name: _____



Preview

Please log in to download
the printable version of this worksheet.



shell

Step 1: Write your name.

Step 2: Color the picture and write the word.


Step 3: Cut out the pennant. Give it to your teacher.



Fold along this line

Phonics: Short-E

Name: _____



Preview

Please log in to download
the printable version of this worksheet.

egg

Step 1: Write your name.

Step 2: Color the picture and write the word.


Step 3: Cut out the pennant. Give it to your teacher.



Fold along this line

Phonics: Short-E

Name: _____



Preview

Please log in to download
the printable version of this worksheet.

jet

Step 1: Write your name.

Step 2: Color the picture and write the word.


Step 3: Cut out the pennant. Give it to your teacher.



Fold along this line

Phonics: Short-E

Name: _____



Preview

Please log in to download
the printable version of this worksheet.



red

Step 1: Write your name.

Step 2: Color the picture and write the word.

Step 3: Cut out the pennant. Give it to your teacher.



Fold along this line

Phonics: Short-E

Name: _____



Preview

Please log in to download
the printable version of this worksheet.

ten

Step 1: Write your name.

Step 2: Color the picture and write the word.

Step 3: Cut out the pennant. Give it to your teacher.



Fold along this line

Phonics: Short-E

Name: _____



Preview

Please log in to download
the printable version of this worksheet.



men

Step 1: Write your name.

Step 2: Color the picture and write the word.

Step 3: Cut out the pennant. Give it to your teacher.



Fold along this line

Phonics: Short-E

Name: _____



Preview
Please log in to download
the printable version of this worksheet.

net

Step 1: Write your name.

Step 2: Color the picture and write the word.

Step 3: Cut out the pennant. Give it to your teacher.



Fold along this line

Phonics: Short-E

Name: _____



Preview

Please log in to download
the printable version of this worksheet.



stem

Step 1: Write your name.

Step 2: Color the picture and write the word.


Step 3: Cut out the pennant. Give it to your teacher.



Fold along this line

Phonics: Short-E

Name: _____



Preview

Please log in to download
the printable version of this worksheet.

check

Step 1: Write your name.

Step 2: Color the picture and write the word.


Step 3: Cut out the pennant. Give it to your teacher.



Fold along this line

Phonics: Short-E

Name: _____



Preview

Please log in to download
the printable version of this worksheet.

shed

Step 1: Write your name.

Step 2: Color the picture and write the word.

Step 3: Cut out the pennant. Give it to your teacher.



Fold along this line

Phonics: Short-E

Name: _____



Preview

Please log in to download
the printable version of this worksheet.



chess

Step 1: Write your name.

Step 2: Color the picture and write the word.


Step 3: Cut out the pennant. Give it to your teacher.



Fold along this line

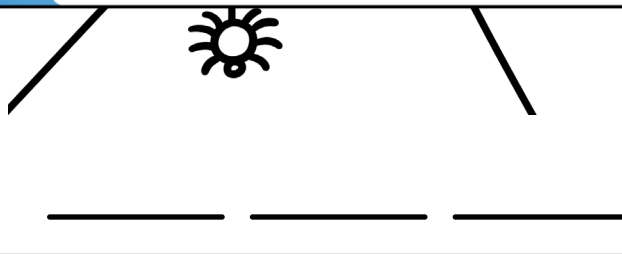
Phonics: Short-E

Name: _____



Preview

Please log in to download
the printable version of this worksheet.



web

Step 1: Write your name.

Step 2: Color the picture and write the word.


Step 3: Cut out the pennant. Give it to your teacher.



Fold along this line

Phonics: Short-E

Name: _____



Preview

Please log in to download
the printable version of this worksheet.



dress

Step 1: Write your name.

Step 2: Color the picture and write the word.


Step 3: Cut out the pennant. Give it to your teacher.



Fold along this line

Phonics: Short-E

Name: _____



Preview

Please log in to download
the printable version of this worksheet.

elephant

Step 1: Write your name.

Step 2: Color the picture and write the word.

Step 3: Cut out the pennant. Give it to your teacher.