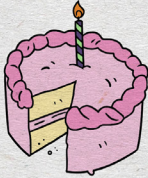


Phonics: Long-A

(Spelled With Silent E)

Phonics: Long-A

Name: Sam



c a k e

Phonics: Long-A

Name: Amy



g a m e

Phonics: Long-A

Name: Sara



c a p e



Preview

Please log in to download
the printable version of this worksheet.

Phonics: Long-A

Name: _____



Phonics: Long-A

Name: _____



c a k e

Phonics: Long-A

Name: _____



c a k e

glue



Fold along this line

Phonics: Long-A

(Spelled With Silent E)

Name: _____



Preview

Please log in to download
the printable version of this worksheet.

cake

Step 1: Write your name.

Step 2: Color the picture and write the word.

Step 3: Cut out the pennant. Give it to your teacher.



Fold along this line

Phonics: Long-A


(Spelled With Silent E)

Name: _____



Preview

Please log in to download
the printable version of this worksheet.



game

Step 1: Write your name.

Step 2: Color the picture and write the word.

Step 3: Cut out the pennant. Give it to your teacher.



Fold along this line

Phonics: Long-A

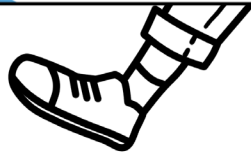
(Spelled With Silent E)

Name: _____



Preview

Please log in to download
the printable version of this worksheet.



cape

Step 1: Write your name.

Step 2: Color the picture and write the word.

Step 3: Cut out the pennant. Give it to your teacher.



Fold along this line

Phonics: Long-A

(Spelled With Silent E)

Name: _____



Preview

Please log in to download
the printable version of this worksheet.

wave

Step 1: Write your name.

Step 2: Color the picture and write the word.

Step 3: Cut out the pennant. Give it to your teacher.




Fold along this line

Phonics: Long-A

(Spelled With Silent E)

Name: _____



Preview

Please log in to download
the printable version of this worksheet.



gate

Step 1: Write your name.

Step 2: Color the picture and write the word.

Step 3: Cut out the pennant. Give it to your teacher.




Fold along this line

Phonics: Long-A

(Spelled With Silent E)

Name: _____



Preview

Please log in to download
the printable version of this worksheet.

plate

Step 1: Write your name.

Step 2: Color the picture and write the word.

Step 3: Cut out the pennant. Give it to your teacher.




Fold along this line

Phonics: Long-A

(Spelled With Silent E)

Name: _____



Preview

Please log in to download
the printable version of this worksheet.

cane

Step 1: Write your name.

Step 2: Color the pennant.

Step 3: Cut out the pennant. Give it to your teacher.




Fold along this line

Phonics: Long-A

(Spelled With Silent E)

Name: _____



Preview

Please log in to download
the printable version of this worksheet.

snake

Step 1: Write your name.

Step 2: Color the picture and write the word.

Step 3: Cut out the pennant. Give it to your teacher.



Fold along this line

Phonics: Long-A

(Spelled With Silent E)

Name: _____



Preview

Please log in to download
the printable version of this worksheet.



cage

Step 1: Write your name.

Step 2: Color the picture and write the word.

Step 3: Cut out the pennant. Give it to your teacher.



Fold along this line

Phonics: Long-A

(Spelled With Silent E)

Name: _____



Preview

Please log in to download
the printable version of this worksheet.

tape

Step 1: Write your name.

Step 2: Color the picture and write the word.

Step 3: Cut out the pennant. Give it to your teacher.



Fold along this line

Phonics: Long-A

(Spelled With Silent E)

Name: _____



Preview

Please log in to download
the printable version of this worksheet.

mane

Step 1: Write your name.

Step 2: Color the picture and write the word.

Step 3: Cut out the pennant. Give it to your teacher.




Fold along this line

Phonics: Long-A


(Spelled With Silent E)

Name: _____



Preview

Please log in to download
the printable version of this worksheet.



crane

Step 1: Write your name.

Step 2: Color the picture and write the word.

Step 3: Cut out the pennant. Give it to your teacher.



Fold along this line

Phonics: Long-A

(Spelled With Silent E)

Name: _____



Preview

Please log in to download
the printable version of this worksheet.



skate

Step 1: Write your name.

Step 2: Color the picture and write the word.

Step 3: Cut out the pennant. Give it to your teacher.