

Phonics: Sh Digraphs

Phonics: Sh Digraphs

Name: Sam



s h e e p

Phonics: Sh Digraphs


Name: Amy



s h i p

Phonics: Sh Digraphs

Name: Sara



s n a i l




Preview

Please log in to download
the printable version of this worksheet.


Phonics: Sh Digraphs

Name: _____



Phonics: Sh Digraphs


Name: _____



s h e e p

Phonics: Sh Digraphs

Name: _____



s h e e p


glue



Fold along this line

Phonics: Sh Digraphs

Name: _____



Preview

Please log in to download
the printable version of this worksheet.



sheep

Step 1: Write your name.

Step 2: Color the picture and write the word.


Step 3: Cut out the pennant. Give it to your teacher.



Fold along this line

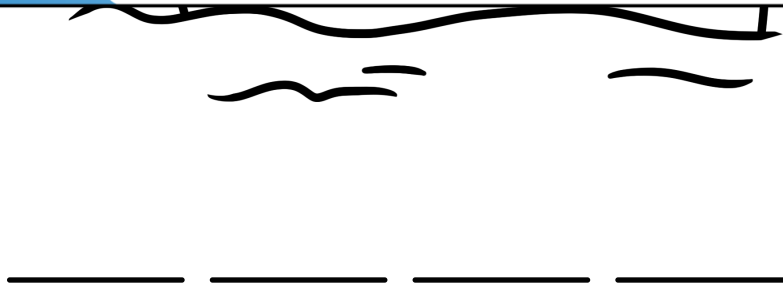
Phonics: Sh Digraphs

Name: _____



Preview

Please log in to download
the printable version of this worksheet.



ship

Step 1: Write your name.

Step 2: Color the picture and write the word.

Step 3: Cut out the pennant. Give it to your teacher.



Fold along this line

Phonics: Sh Digraphs

Name: _____



Preview

Please log in to download
the printable version of this worksheet.

shell

Step 1: Write your name.

Step 2: Color the picture and write the word.


Step 3: Cut out the pennant. Give it to your teacher.



Fold along this line

Phonics: Sh Digraphs

Name: _____



Preview

Please log in to download
the printable version of this worksheet.

shed

Step 1: Write your name.

Step 2: Color the picture and write the word.


Step 3: Cut out the pennant. Give it to your teacher.



Fold along this line

Phonics: Sh Digraphs

Name: _____



Preview

Please log in to download
the printable version of this worksheet.

shoes

Step 1: Write your name.

Step 2: Color the picture and write the word.


Step 3: Cut out the pennant. Give it to your teacher.



Fold along this line

Phonics: Sh Digraphs

Name: _____



Preview

Please log in to download
the printable version of this worksheet.

shark

Step 1: Write your name.

Step 2: Color the picture and write the word.


Step 3: Cut out the pennant. Give it to your teacher.



Fold along this line

Phonics: Sh Digraphs

Name: _____



Preview

Please log in to download
the printable version of this worksheet.

shirt

Step 1: Write your name.

Step 2: Color the pennant.

Step 3: Cut out the pennant. Give it to your teacher.



Fold along this line

Phonics: Sh Digraphs

Name: _____



Preview
Please log in to download
the printable version of this worksheet.



short

Step 1: Write your name.

Step 2: Color the picture and write the word.

Step 3: Cut out the pennant. Give it to your teacher.



Fold along this line

Phonics: Sh Digraphs

Name: _____



Preview

Please log in to download
the printable version of this worksheet.



shapes

Step 1: Write your name.

Step 2: Color the picture and write the word.


Step 3: Cut out the pennant. Give it to your teacher.



Fold along this line

Phonics: Sh Digraphs

Name: _____



Preview

Please log in to download
the printable version of this worksheet.



shorts

Step 1: Write your name.

Step 2: Color the picture and write the word.


Step 3: Cut out the pennant. Give it to your teacher.



Fold along this line

Phonics: Sh Digraphs

Name: _____



Preview

Please log in to download
the printable version of this worksheet.



shovel

Step 1: Write your name.

Step 2: Color the picture and write the word.

Step 3: Cut out the pennant. Give it to your teacher.



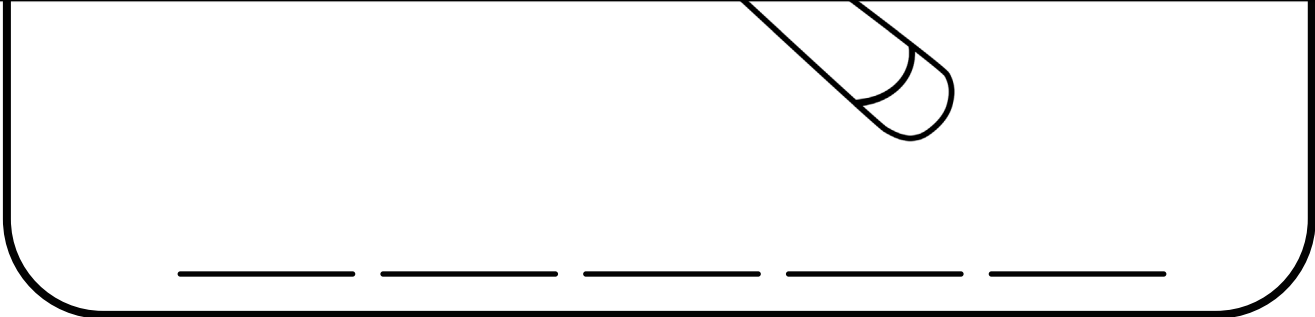
Fold along this line

Phonics: Sh Digraphs

Name: _____



Preview
Please log in to download
the printable version of this worksheet.



brush

- Step 1:** Write your name.
- Step 2:** Color the picture and write the word.
- Step 3:** Cut out the pennant. Give it to your teacher.



Fold along this line

Phonics: Sh Digraphs

Name: _____



Preview

Please log in to download
the printable version of this worksheet.

fish

Step 1: Write your name.

Step 2: Color the picture and write the word.

Step 3: Cut out the pennant. Give it to your teacher.



Fold along this line

Phonics: Sh Digraphs

Name: _____



Preview

Please log in to download
the printable version of this worksheet.

crash

Step 1: Write your name.

Step 2: Color the picture and write the word.

Step 3: Cut out the pennant. Give it to your teacher.



Fold along this line

Phonics: Sh Digraphs

Name: _____



Preview

Please log in to download
the printable version of this worksheet.

push

Step 1: Write your name.

Step 2: Color the picture and write the word.

Step 3: Cut out the pennant. Give it to your teacher.