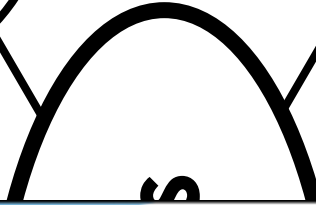


Handwriting practice oval with three vertical lines: a solid blue line on the left, a dashed red line in the center, and a solid blue line on the right.

Handwriting practice oval with three vertical lines: a solid blue line on the left, a dashed red line in the center, and a solid blue line on the right.

Handwriting practice oval with three vertical lines: a solid blue line on the left, a dashed red line in the center, and a solid blue line on the right.




Handwriting practice oval with three vertical lines: a solid blue line on the left, a dashed red line in the center, and a solid blue line on the right.



Preview


Please log in to download the printable version of this worksheet.

Handwriting practice oval with three vertical lines: a solid blue line on the left, a dashed red line in the center, and a solid blue line on the right.



Handwriting practice oval with three vertical lines: a solid blue line on the left, a dashed red line in the center, and a solid blue line on the right.

Name: _____



Handwriting practice oval with three vertical lines: a solid blue line on the left, a dashed red line in the center, and a solid blue line on the right.

Handwriting practice oval with three vertical lines: a solid blue line on the left, a dashed red line in the center, and a solid blue line on the right.

