

Word Sliders

SI- Words

Step 1

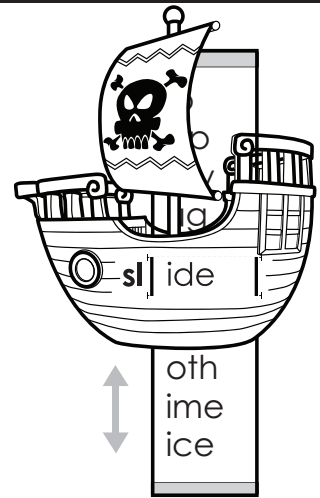
Print the ship word slider on cardstock paper and cut out all the items along the bold black lines.

Step 2

Cut along the two dotted lines located on the ship.

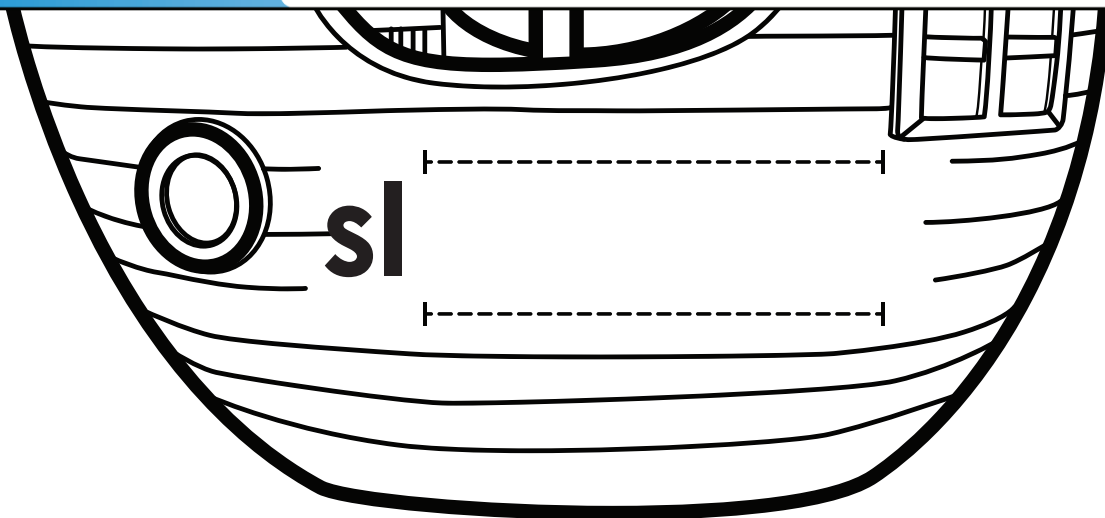
Step 3

Color your slider. Then weave the word strip through the ship.



Preview

Please log in to download the printable version of this worksheet.



Word Sliders

SI- Words

SI- Words




ip

ap

ow

ug

ed



Preview

Please log in to download
the printable version of this worksheet.

on

ime

ice