




Name: _____



Winter Firs

NOTE: In each section, do NOT connect the last point back to first point.

- (X, Y)**
- (15, 35)
 - (13, 32)
 - (14, 32)
 - (12, 29)
 - (13, 29)
 - (11, 26)
 - (12, 26)
 - (10, 23)
 - (11, 23)
 - (9, 20)
 - (10, 20)
 - (8, 17)
 - (9, 17)
 - (10, 17)

- (X, Y)**
- (18, 10)
 - (17, 9)
 - (17, 8)
 - (18, 7)
 - (19, 7)
 - (20, 8)
 - (20, 9)
 - (19, 10)
 - (18, 10)
 - 
 - (18, 37)
 - (16, 37)
 - (15, 39)
 - (14, 37)
 - (12, 37)
 - (14, 36)
 - (13, 34)
 - (15, 35)
 - (17, 34)
 - (16, 36)
 - 

- (X, Y)**
- (16, 5)
 - (18, 4)
 - (20, 5)
 - (22, 4)
 - (24, 5)
 - (27, 4)
 - (24, 8)
 - (26, 7)
 - (23, 11)
 - (25, 10)
 - (22, 14)
 - (24, 13)
 - (21, 17)
 - (18, 32)
 - (17, 32)
 - (15, 35)
 - 

- (X, Y)**
- (13, 12)
 - (14, 13)
 - (14, 14)
 - (13, 15)
 - (12, 15)
 - (11, 14)
 - (11, 13)
 - (12, 12)
 - (13, 12)
 - 
 - (17, 17)
 - 



~ PREVIEW ~

Please log in or register to download the printable version of this worksheet.

Now color your picture.

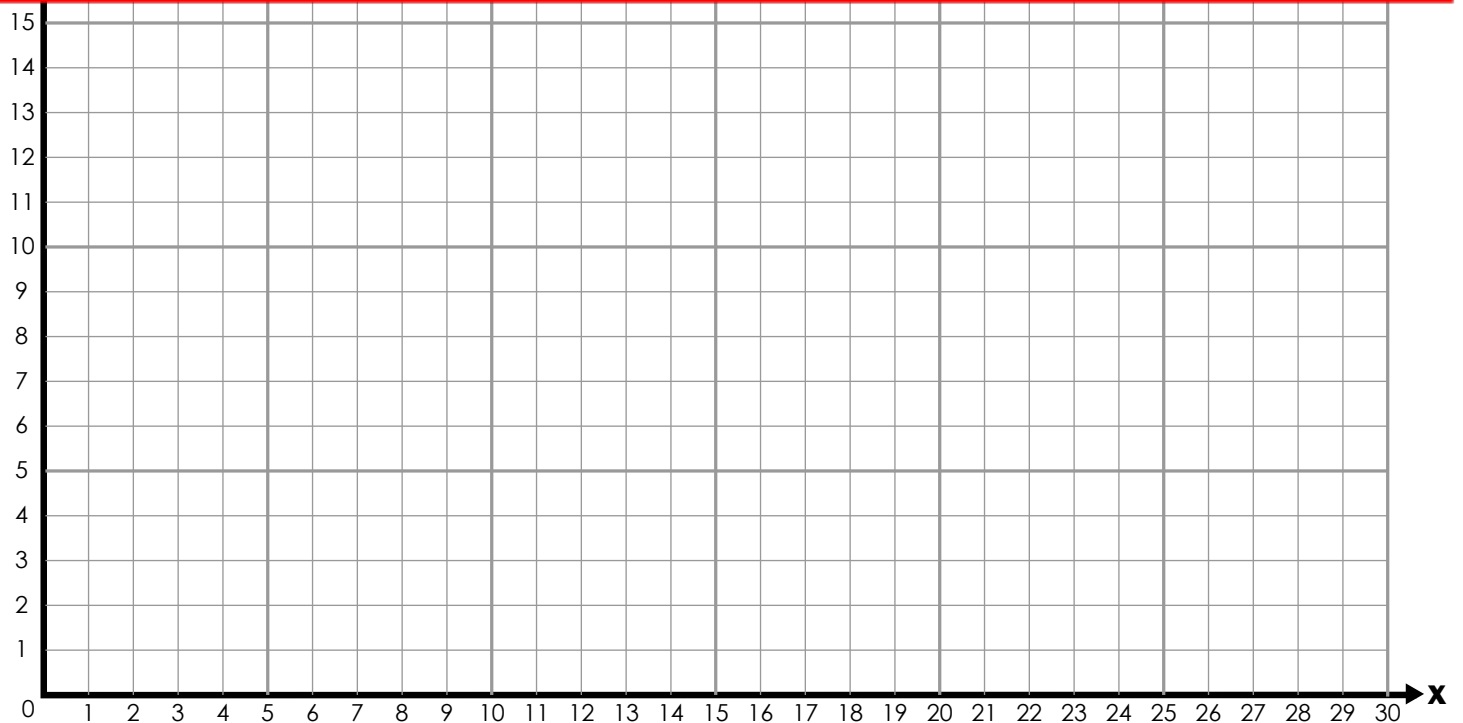
Name: _____

Winter Firs




~ PREVIEW ~

Please log in or register to download the printable version of this worksheet.



ANSWER KEY

Winter Firs



~ **PREVIEW** ~

Please log in or register to download
the printable version of this worksheet.

