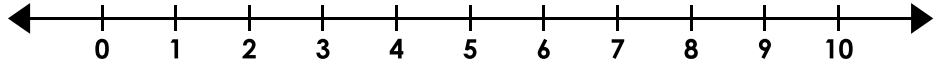


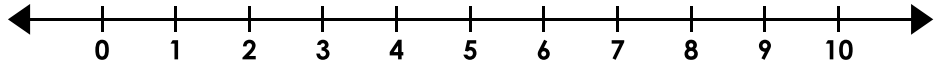
Inequalities

Graph the inequalities.

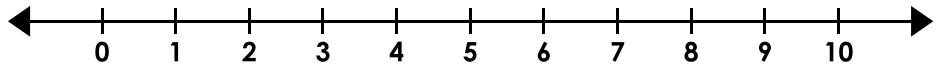
1. $x > 2 + 7$



2. $k \leq 12 - 8$



3. $5 + 2 \geq b$




Preview

Please log in to download
the printable version of this worksheet.

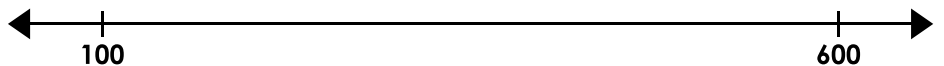
7. $51 + 32 < r$




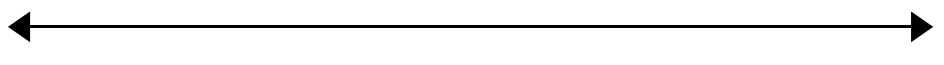
8. $y \geq 150 + 150$



9. $p \leq 1,000 - 250$



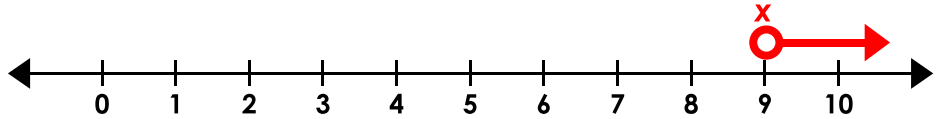
10. $98 - 89 < m$



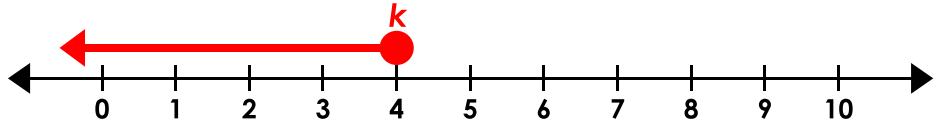
Inequalities

Graph the inequalities.

1. $x > 2 + 7$



2. $k \leq 12 - 8$



3. $5 + 2 > b$



Preview

Please log in to download
the printable version of this worksheet.



(NOTE: For #10, the scale is unimportant as long as it is on 9, the circle is not filled, and the arrow points the correct direction.)