

Name: _____



Math Buzz

Count by ones.

85, _____, _____, _____, _____,
 _____, _____, _____, _____

Color the circle to show whether the two sides are equal or not equal.

Write how many tens and ones make this number.




Preview

Please log in to download the printable version of this worksheet.

Draw a model to solve.

Zoe drew 1 star. She drew 5 more. How many stars did Zoe draw altogether?

Zoe drew _____ stars altogether.






Name: _____

Math Buzz

Fill in the missing numbers.

1 more	
64	
72	
86	
90	

Write the number of straight sides.




_____ straight sides



Preview

Please log in to download
the printable version of this worksheet.

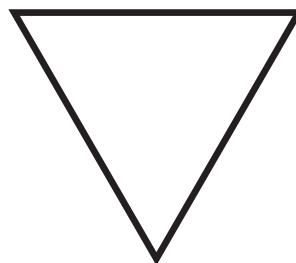
$$\underline{\quad} = 6 + 4$$



_____ straight sides

Fill in the missing number.

whole	
16	
part	part
8	



_____ straight sides

Name: _____



Math Buzz

Subtract.

$$9 - 5 = \underline{\quad}$$

$$\underline{\quad} = 8 - 3$$

Circle the shape that matches the object.









Write the number.



Preview

Please log in to download the printable version of this worksheet.










Which has the **least**?

Name: _____



Math Buzz

Color the circle to show whether the two sides are equal or not equal.



ten

Use the chart to count by tens.

1	2	3	4	5	6	7	8	9	10
11	12	13	14	15	16	17	18	19	20
21	22	23	24	25	26	27	28	29	30
31	32	33	34	35	36	37	38	39	40
41	42	43	44	45	46	47	48	49	50
51	52	53	54	55	56	57	58	59	60
61	62	63	64	65	66	67	68	69	70



Preview

Please log in to download the printable version of this worksheet.

3, _____, _____, _____,

_____, _____, _____, _____,

_____, _____, _____, _____

Jax has _____ pennies left.

Draw a line **longer** than the jump rope.


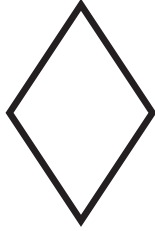

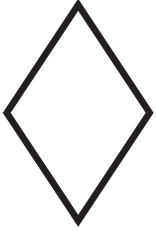




Name: _____

Math Buzz

Draw the shape that comes next.



Fill in the number bonds.
Write the addition sentences.



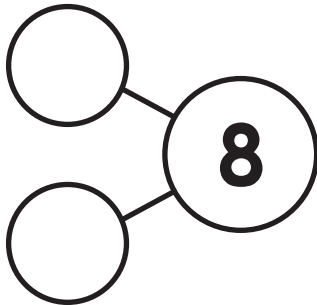

Circle the shape that matches
the object.




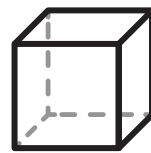
Preview

Please log in to download
the printable version of this worksheet.

$$\square + \square = 8$$



$$\square + \square = 8$$



Fill in the missing number.

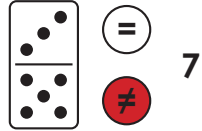
whole	
14	
part	part
	10



Count by ones.

85, **86**, **87**, **88**, **89**,
90, **91**, **92**, **93**

Color the circle to show whether the two sides are equal or not equal.



Write how many tens and ones make this number.

twelve	
tens	ones
1	2

Draw a model to solve.

Zoe drew 1 star. She drew 5 more. How many stars did Zoe draw altogether?

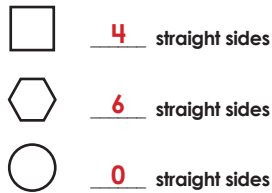


Zoe drew **6** stars altogether.
Drawings may vary.

Fill in the missing numbers.

1 more	
64	65
72	73
86	87
90	91

Write the number of straight sides.



Add.

$2 + 7 = \underline{9}$
 $\underline{10} = 6 + 4$

Fill in the missing number.

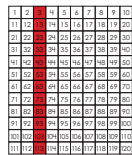
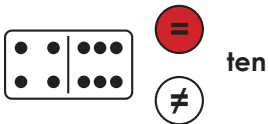
whole	
16	
part	part
8	8



Preview

Please log in to download the printable version of this worksheet.

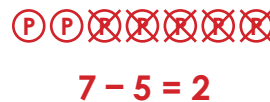
Color the circle to show whether the two sides are equal or not equal.



3, **13**, **23**, **33**,
43, **53**, **63**, **73**,
83, **93**, **103**, **113**

Draw a model to solve.

Jax had 7 pennies. He spent 5. How many pennies does Jax have left?



Jax has **2** pennies left.
Drawings may vary.

Draw a line **longer** than the jump rope.

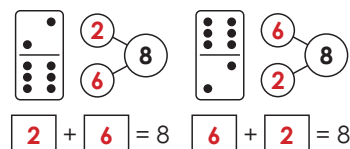


Answers may vary.


Draw the shape that comes next.



Fill in the number bonds. Write the addition sentences.



Circle the shape that matches the object.



Fill in the missing number.

whole	
14	
part	part
4	10