

Name: _____

Math Puzzle Picture

Solve the equations below. Then, cut out the picture squares. Match the number printed on the picture squares to your answers below and glue them in place to unscramble the mystery picture. Color your picture.

$$\begin{array}{r} 9,678 \\ - 489 \\ \hline \end{array}$$

$$\begin{array}{r} 6,547 \\ - 348 \\ \hline \end{array}$$

$$\begin{array}{r} 3,782 \\ - 863 \\ \hline \end{array}$$

$$\begin{array}{r} 8,956 \\ - 267 \\ \hline \end{array}$$

$$\begin{array}{r} 4,303 \\ - \\ \hline \end{array}$$

$$\begin{array}{r} 1,564 \\ - \\ \hline \end{array}$$

$$\begin{array}{r} 7,437 \\ - \\ \hline \end{array}$$

$$\begin{array}{r} 2,749 \\ 335 \\ \hline \end{array}$$



PREVIEW

Please log in or register to download
the printable version of this worksheet.

$$\begin{array}{r} 5,515 \\ - 724 \\ \hline \end{array}$$

$$\begin{array}{r} 7,659 \\ - 590 \\ \hline \end{array}$$

$$\begin{array}{r} 3,496 \\ - 725 \\ \hline \end{array}$$

$$\begin{array}{r} 6,694 \\ - 465 \\ \hline \end{array}$$

$$\begin{array}{r} 1,927 \\ - 829 \\ \hline \end{array}$$

$$\begin{array}{r} 4,337 \\ - 644 \\ \hline \end{array}$$

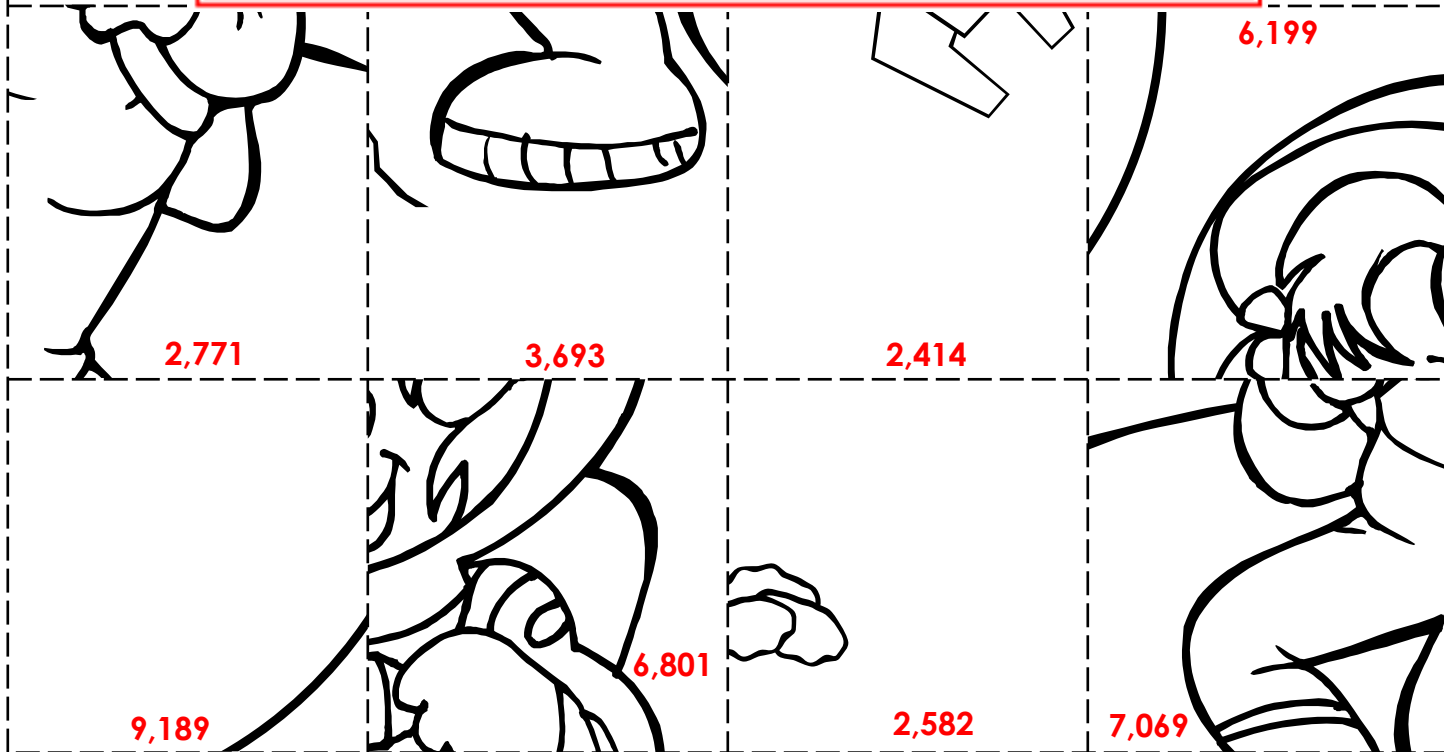
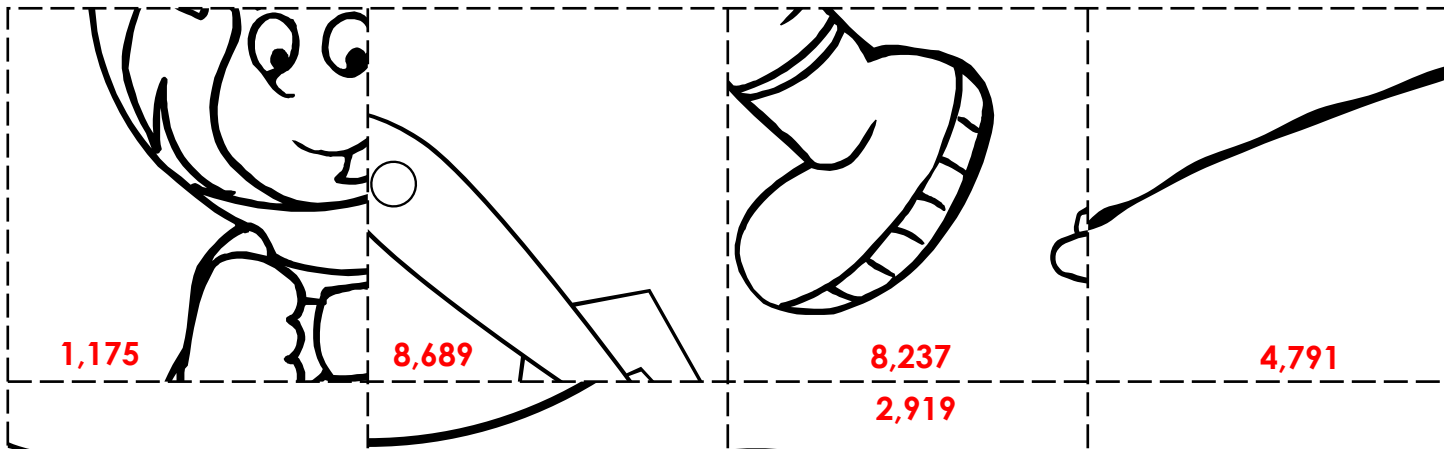
$$\begin{array}{r} 8,715 \\ - 478 \\ \hline \end{array}$$

$$\begin{array}{r} 2,921 \\ - 339 \\ \hline \end{array}$$

Name: _____

Math Puzzle Picture



Solve the equations. Then, cut out the picture squares. Match the number printed on the picture squares to your answers below and glue them in place to unscramble the mystery picture. Color your picture.



ANSWER KEY

Math Puzzle Picture

Note to teachers: You may wish to keep page 2 until after page 1 has been completed to prevent estimating or getting the answers by studying the puzzle.

	6,199	2,919	
9,189			8,689
<div data-bbox="284 913 1339 1207"><p>~ PREVIEW ~</p><p>Please log in or register to download the printable version of this worksheet.</p></div>			
4,			2,414
4,791	7,069	2,771	6,229
1,098	3,693	8,237	2,582

The puzzle picture is a cartoon girl with a large smile, wearing a red dress and a blue cape. The numbers are placed in the grid cells around the drawing.