

# Word Wheel

Phonics: Spl- Blends


**Step 1:** Print the phonics wheel on card stock paper and cut along the dotted line.

**Step 2:** Attach the front to the back with a brass paper fastener.

**Step 3:** Spin the wheel to view the words.

Phonics: Spl- Blends

## Word Wheels



# Preview



Please log in to download  
the printable version of this worksheet.



Super Teacher Worksheets - [www.superteacherworksheets.com](http://www.superteacherworksheets.com)

# Word Wheel

Phonics: Spl- Blends



## Preview

Please log in to download  
the printable version of this worksheet.