



Phonics: Scr- Blends



Preview

Please log in to download the printable version of this worksheet.






Fold along this line

Phonics: Scr Blends

Name: _____



Preview

Please log in to download
the printable version of this worksheet.

screw

Step 1: Write your name.

Step 2: Color the picture and write the word.


Step 3: Cut out the pennant. Give it to your teacher.



Fold along this line

Phonics: Scr Blends

Name: _____



Preview

Please log in to download
the printable version of this worksheet.

scroll

Step 1: Write your name.

Step 2: Color the picture and write the word.


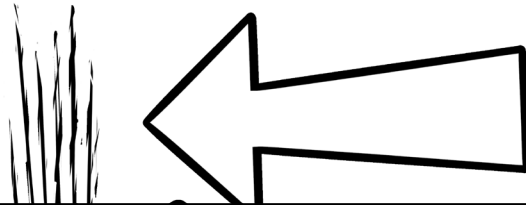
Step 3: Cut out the pennant. Give it to your teacher.



Fold along this line

Phonics: Scr Blends

Name: _____



Preview

Please log in to download
the printable version of this worksheet.

scratch

Step 1: Write your name.

Step 2: Color the picture and write the word.


Step 3: Cut out the pennant. Give it to your teacher.



Fold along this line

Phonics: Scr Blends

Name: _____



Preview

Please log in to download
the printable version of this worksheet.

scream

Step 1: Write your name.

Step 2: Color the picture and write the word.


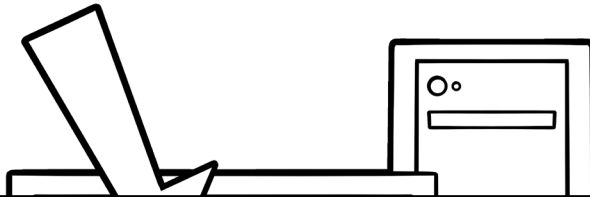
Step 3: Cut out the pennant. Give it to your teacher.



Fold along this line

Phonics: Scr Blends

Name: _____



Preview

Please log in to download
the printable version of this worksheet.

screen

Step 1: Write your name.

Step 2: Color the picture and write the word.




Step 3: Cut out the pennant. Give it to your teacher.



Fold along this line

Phonics: Scr Blends

Name: _____



Preview

Please log in to download the printable version of this worksheet.

scrub

Step 1: Write your name.

Step 2: Color the picture and write the word.


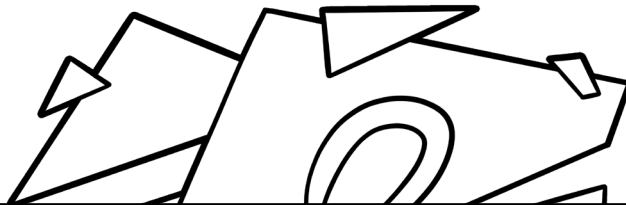
Step 3: Cut out the pennant. Give it to your teacher.



Fold along this line

Phonics: Scr Blends

Name: _____



Preview

Please log in to download
the printable version of this worksheet.

scraps

Step 1: Write your name.

Step 2: Color the pennant.


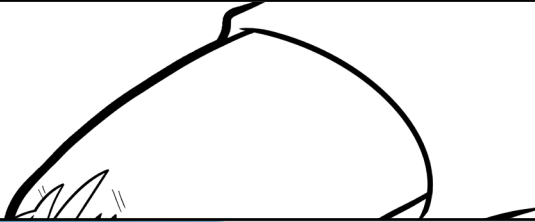
Step 3: Cut out the pennant. Give it to your teacher.



Fold along this line

Phonics: Scr Blends

Name: _____



Preview

Please log in to download
the printable version of this worksheet.

scrape

Step 1: Write your name.

Step 2: Color the picture and write the word.

Step 3: Cut out the pennant. Give it to your teacher.