

Phonics: Cl- Blends

Phonics: Cl Blends

Name: Sam



c l o w n

Phonics: Cl Blends

Name: Amy



c l a m

Phonics: Cl Blends

Name: Sara






c l o v e r



Preview

Please log in to download the printable version of this worksheet.






Fold along this line

Phonics: Cl Blends

Name: _____



Preview

Please log in to download
the printable version of this worksheet.

clown

Step 1: Write your name.

Step 2: Color the picture and write the word.

Step 3: Cut out the pennant. Give it to your teacher.



Fold along this line

Phonics: Cl Blends

Name: _____



Preview

Please log in to download
the printable version of this worksheet.

clam

Step 1: Write your name.

Step 2: Color the picture and write the word.


Step 3: Cut out the pennant. Give it to your teacher.



Fold along this line

Phonics: Cl Blends

Name: _____



Preview

Please log in to download
the printable version of this worksheet.

clover

Step 1: Write your name.

Step 2: Color the picture and write the word.

Step 3: Cut out the pennant. Give it to your teacher.



Fold along this line

Phonics: C I Blends

Name: _____



Preview
Please log in to download
the printable version of this worksheet.



clock

Step 1: Write your name.

Step 2: Color the picture and write the word.

Step 3: Cut out the pennant. Give it to your teacher.



Fold along this line

Phonics: Cl Blends

Name: _____



Preview

Please log in to download
the printable version of this worksheet.



clap

Step 1: Write your name.

Step 2: Color the picture and write the word.

Step 3: Cut out the pennant. Give it to your teacher.



Fold along this line

Phonics: C I Blends

Name: _____



Preview

Please log in to download
the printable version of this worksheet.

clothes

Step 1: Write your name.

Step 2: Color the picture and write the word.

Step 3: Cut out the pennant. Give it to your teacher.



Fold along this line

Phonics: C I Blends

Name: _____



Preview

Please log in to download
the printable version of this worksheet.



clean

Step 1: Write your name.

Step 2: Color the pennant.

Step 3: Cut out the pennant. Give it to your teacher.



Fold along this line

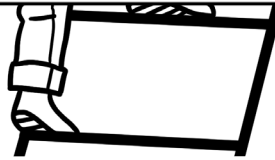
Phonics: Cl Blends

Name: _____



Preview

Please log in to download
the printable version of this worksheet.



climb

Step 1: Write your name.

Step 2: Color the picture and write the word.

Step 3: Cut out the pennant. Give it to your teacher.