



Materials:

- game board (pages 2
- multiplication question
- 6-sided die
- markers (any small obj

Preparation Tips:

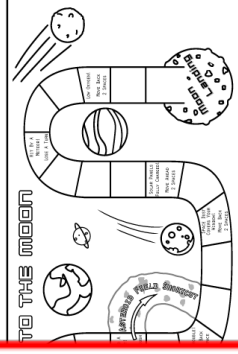
- Print the question card
- Instead of printing the flashcards instead.

How to Play:

Begin by setting the m
Each player rolls the di
number is Player 1. The
Player 1 rolls the die ar
square with directions,
Player 2 takes a quest
question. If Player 1 is
He or she must go bac
Then it is Player 2's turn
Continue taking turns u
on it and correctly ans

Remember:

A player can only cros
a shortcut!"
If a player lands on "Lo



ugh the paper.

t of multiplication

r with the higher

the player lands on a

ayer 1 tries to answer the
are. If Player 1 is incorrect,
ng of the turn.




g." The first player to land

re that says, "You found

~ PREVIEW ~

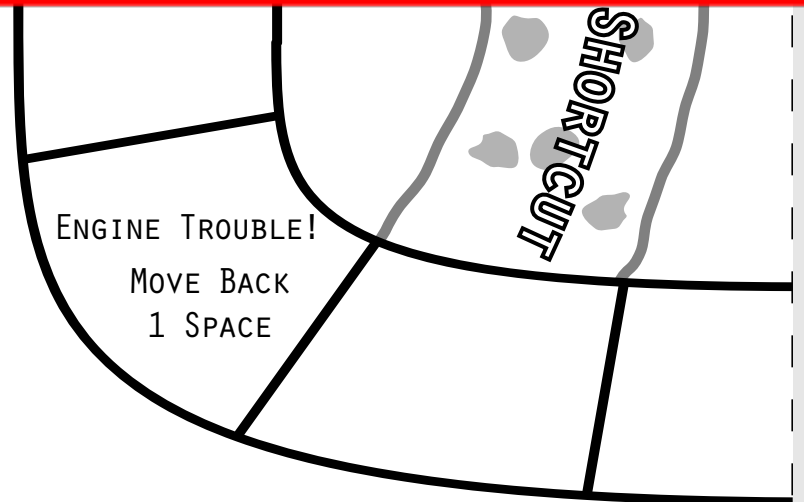

Please log in or register to download
the printable version of this worksheet.

TO THE



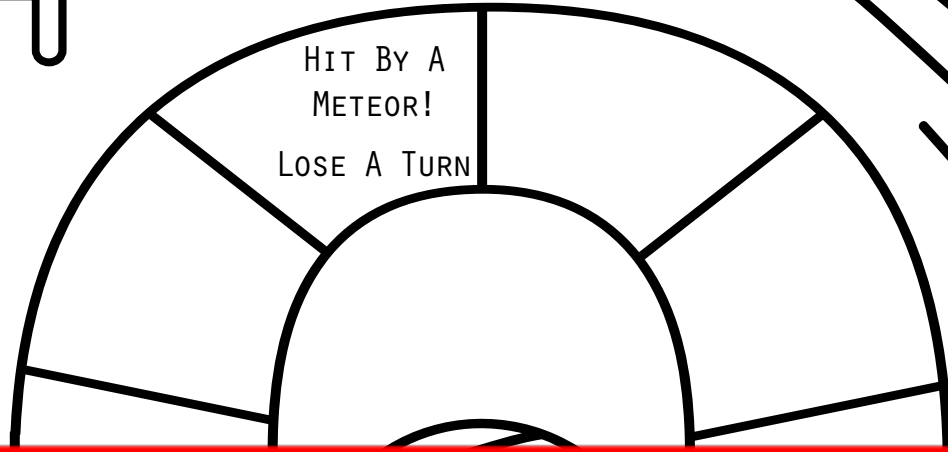
~ PREVIEW ~

Please log in or register to download the printable version of this worksheet.



MOON

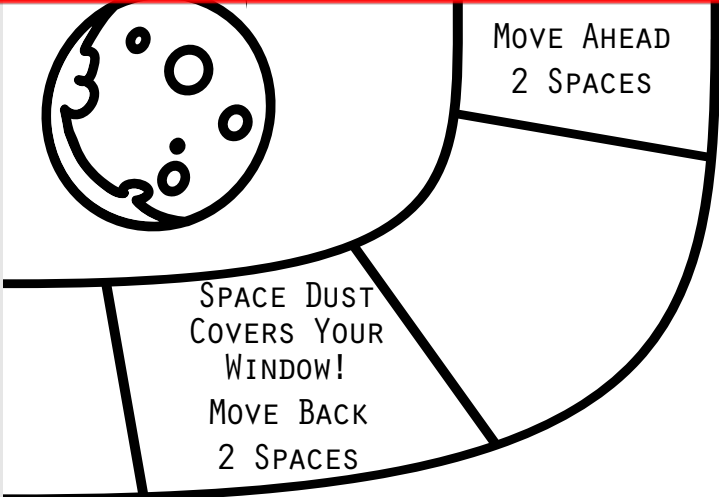
AREA



~ PREVIEW ~

Please log in or register to download the printable version of this worksheet.

GLU



Q: 4x7

A: 28

Q: 11x8

A: 88

Q: 8x8

A: 64



~ PREVIEW ~

Please log in or register to download the printable version of this worksheet.

Q: 3x3

A: 9

Q: 6x6

A: 36

Q: 6x12

A: 72

Q: 5x6

A: 30

Q: 5x3

A: 15

Q: 9x5

A: 45



~ PREVIEW ~

Please log in or register to download the printable version of this worksheet.

Q: 3x7

A: 21

Q: 3x11

A: 33

Q: 12x7

A: 84

Q: 4x9

A: 36

Q: 12x3

A: 36

Q: 3x8

A: 24



~ PREVIEW ~

Please log in or register to download the printable version of this worksheet.

Q: 10x8

A: 80

Q: 8x5

A: 40

Q: 5x6

A: 30

Q: 9x2

A: 18

Q: 7x5

A: 35

Q: 5x1

A: 5



~ PREVIEW ~

Please log in or register to download the printable version of this worksheet.

Q: 9x9

A: 81

Q: 10x10

A: 100

Q: 6x2

A: 12